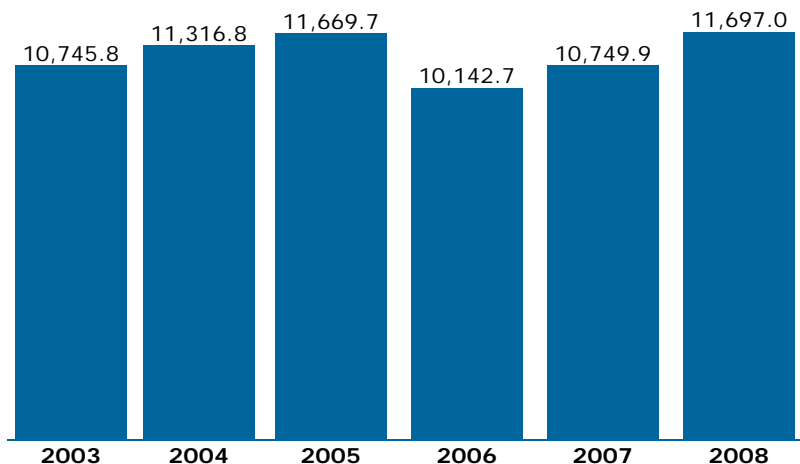


Fact sheet: Amtrak's Northeast Corridor sector

Passengers using this service, 2003-2008 (in thousands)



Quick recap, 2008

	Coach/ Business	First Class	Total
Passengers	10,645,799	1,051,168	11,696,967
Average trip	157 miles	184 miles	159 miles

Busiest stations (arrivals and departures), 2008

Cities	Passengers
New York, NY	6,426,478
Washington, DC	3,947,642
Philadelphia, PA	3,136,118
Boston, MA	1,329,426
Baltimore, MD	941,122
Wilmington, DE	693,871
New Haven, CT	688,342
BWI Airport, MD	625,516
Providence, RI	599,043
Newark, NJ	568,839
Boston--Back Bay, MA	412,207
Trenton, NJ	409,784
Metropark, NJ	398,126
Rte. 128, MA	397,064
Stamford, CT	361,136
New Carrollton, MD	198,757
Richmond, VA	171,938
New London, CT	168,809
Hartford, CT	163,014

Routes

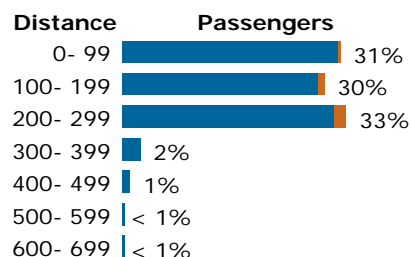
- Acela** - Multiple trains daily
- Clocker** - Discontinued 10/05
- Metroliner** - Multiple trains daily
- Regional** - Multiple trains daily

Service area

- 50 cities (16 this sector only)
- in 11 states
- 40.7 million people within 25 miles of a Northeast Corridor station. (3.4 million this sector only)
- 48.6 million people within 50 miles of a Northeast Corridor station. (1.3 million this sector only)

Trips by distance, 2008

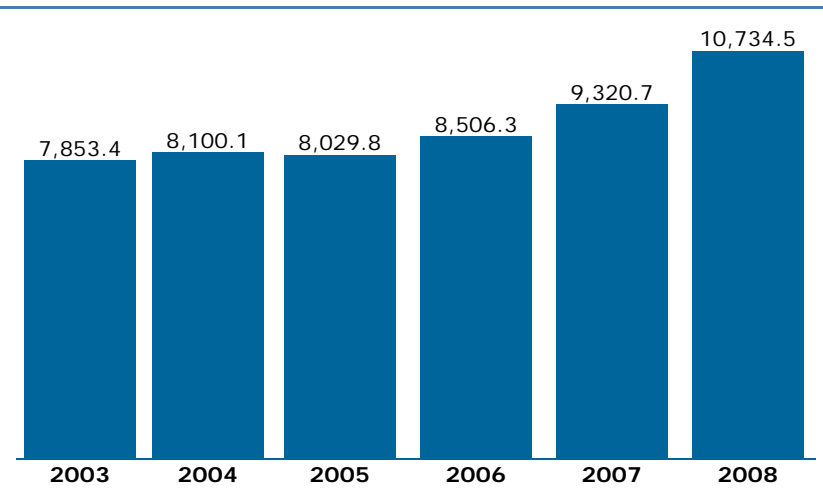
Legend: ■ Coach/business ■ First Class



**NATIONAL ASSOCIATION OF
RAILROAD PASSENGERS**
TRAINS: A TRAVEL CHOICE AMERICANS WANT

Fact sheet: Amtrak's State Supported sector

Passengers using this service, 2003-2008 (in thousands)



Quick recap, 2008

	Coach	Business/ First Class	Total
Passengers	10,209,560	524,895	10,734,455
Average trip	109 miles	161 miles	111 miles

Busiest stations (arrivals and departures), 2008

Cities	Passengers
Chicago, IL	1,600,751
Sacramento, CA	1,017,475
Los Angeles, CA	985,267
San Diego, CA	883,098
Philadelphia, PA	585,886
Milwaukee, WI	520,403
New York, NY	512,706
Harrisburg, PA	475,873
Portland, OR	442,977
Solana Beach, CA	442,518
Lancaster, PA	442,137
Davis, CA	438,525
Seattle, WA	432,719
Emeryville, CA	429,117
Bakersfield, CA	412,639
Boston-North, MA	407,902
Martinez, CA	366,560
Oakland, CA	343,255
Fresno, CA	325,903

Routes

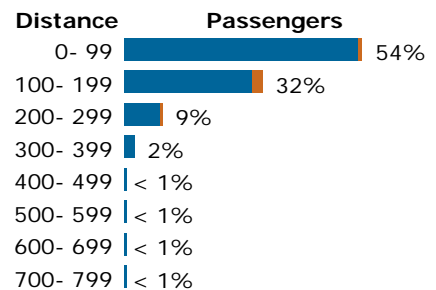
- Adirondack** - Daily service
- Blue Water** - Daily service
- Capitols** - Multiple trains daily
- Carolinian** - Daily service
- Cascades** - Multiple trains daily
- Downeaster** - Multiple trains daily
- Ethan Allen** - Daily service
- Heartland Flyer** - Daily service
- Hiawatha** - Multiple trains daily
- IL Zephyr/Carl Sandburg** - Multiple trains daily
- Illini/Saluki** - Multiple trains daily
- Keystone** - Multiple trains daily
- Lincoln Service** - Multiple trains daily
- Missouri** - Multiple trains daily
- Pacific Surfliner** - Multiple trains daily
- Pere Marquette** - Daily service
- Piedmont** - Daily service
- San Joaquins** - Multiple trains daily
- Vermont** - Daily service

Service area

- 239 cities (123 this sector only)
- in 25 states
- 105.6 million people within 25 miles of a State Supported station. (13.9 million this sector only)
- 131.8 million people within 50 miles of a State Supported station. (9.7 million this sector only)

Trips by distance, 2008

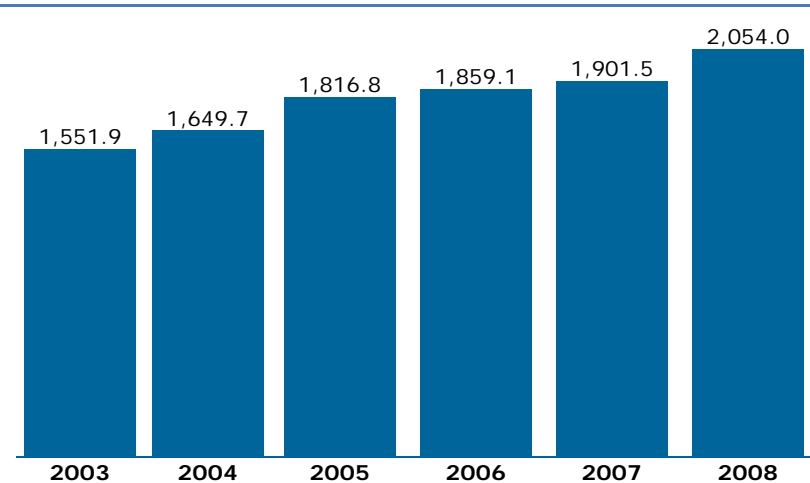
Legend: ■ Coach ■ Business/First



**NATIONAL ASSOCIATION OF
RAILROAD PASSENGERS**
TRAINS: A TRAVEL CHOICE AMERICANS WANT

Fact sheet: Amtrak's Medium Distance sector

Passengers using this service, 2003-2008 (in thousands)



Quick recap, 2008

	Coach	Business/ First Class	Total
Passengers	1,927,864	126,087	2,053,951
Average trip	182 miles	206 miles	183 miles

Busiest stations (arrivals and departures), 2008

Cities	Passengers
New York, NY	1,216,622
Albany-Rensselaer, NY	680,855
Chicago, IL	421,897
Rhinecliff, NY	153,747
Hudson, NY	145,091
Ann Arbor, MI	145,025
Kalamazoo, MI	90,444
Pittsburgh, PA	84,734
Syracuse, NY	81,606
Dearborn, MI	74,230
Philadelphia, PA	67,099
Rochester, NY	63,586
Buffalo, NY	59,420
Detroit, MI	58,773
Poughkeepsie, NY	57,663
Battle Creek, MI	45,359
Harrisburg, PA	41,995
Utica, NY	38,232
Lancaster, PA	34,014

Routes

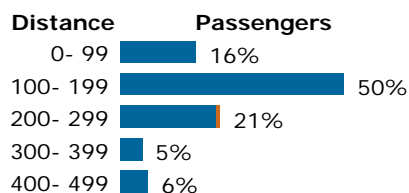
Empire - Multiple trains daily
Hoosier State - 4 trains/wk
Michigan - Multiple trains daily
Pennsylvanian - Daily service

Service area

- 61 cities (25 this sector only)
- in 8 states
- 45 million people within 25 miles of a Medium Distance station. (5.3 million this sector only)
- 60 million people within 50 miles of a Medium Distance station. (0.6 million this sector only)

Trips by distance, 2008

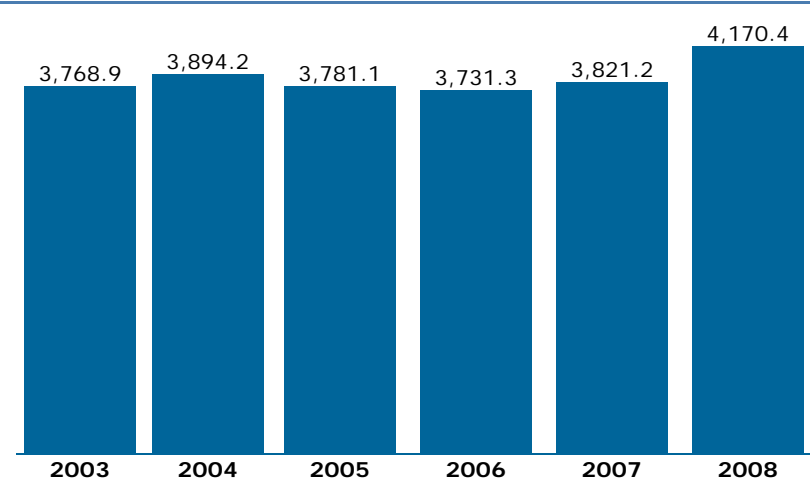
Legend: ■ Coach ■ Business/First



**NATIONAL ASSOCIATION OF
RAILROAD PASSENGERS**
 TRAINS: A TRAVEL CHOICE AMERICANS WANT

Fact sheet: Amtrak's Long Distance sector

Passengers using this service, 2003-2008 (in thousands)



Routes

Auto Train, California Zephyr, Capitol Limited, Cardinal, City of New Orleans, Coast Starlight, Crescent, Empire Builder, Lake Shore Limited, Palmetto, Silver Meteor, Silver Star, Southwest Chief, Sunset Limited (no service east of New Orleans 9/05), Texas Eagle, Three Rivers (discontinued 3/05)

Service area

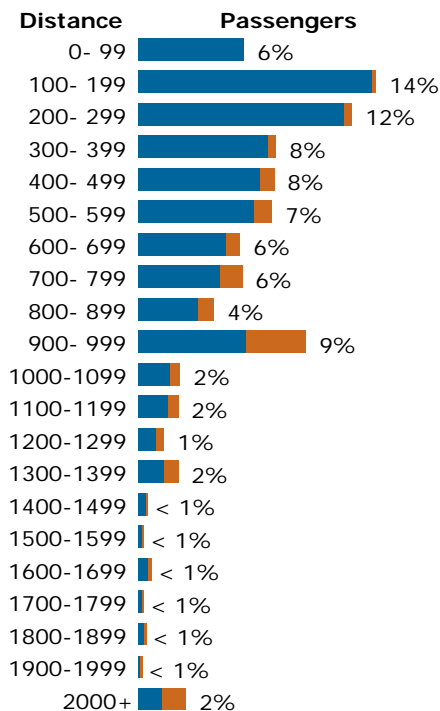
- 323 cities (212 this sector only)
- in 41 states
- 157.8 million people within 25 miles of a Long Distance station. (65.4 million this sector only)
- 206.9 million people within 50 miles of a Long Distance station. (86.5 million this sector only)

Quick recap, 2008

	Coach/ Business	First/ Sleeper	Total
Passengers	3,536,224	634,135	4,170,359
Average trip	546 miles	1014 miles	617 miles
Average fare	\$ 67.00	\$241.00	\$ 99.00
Average yield, per mile	12.3¢	23.8¢	16.1¢

Trips by distance, 2008

Legend: ■ Coach/business ■ First/sleeper



Busiest stations (arrivals and departures), 2008

Cities	Passengers
Chicago, IL	997,581
New York, NY	357,018
Washington, DC	315,473
Los Angeles, CA	253,779
Sanford--Auto Train, FL	234,839
Seattle, WA	158,282
New Orleans, LA	149,926
Portland, OR	138,274
St. Paul, MN	138,109
Orlando, FL	135,898
Denver, CO	125,135
Albany-Rensselaer, NY	123,788
Sacramento, CA	108,634
Atlanta, GA	97,417
Tampa, FL	96,379
Philadelphia, PA	87,919
Miami, FL	75,514
Emeryville, CA	74,854
Whitefish, MT	70,668



NATIONAL ASSOCIATION OF RAILROAD PASSENGERS
TRAINS: A TRAVEL CHOICE AMERICANS WANT