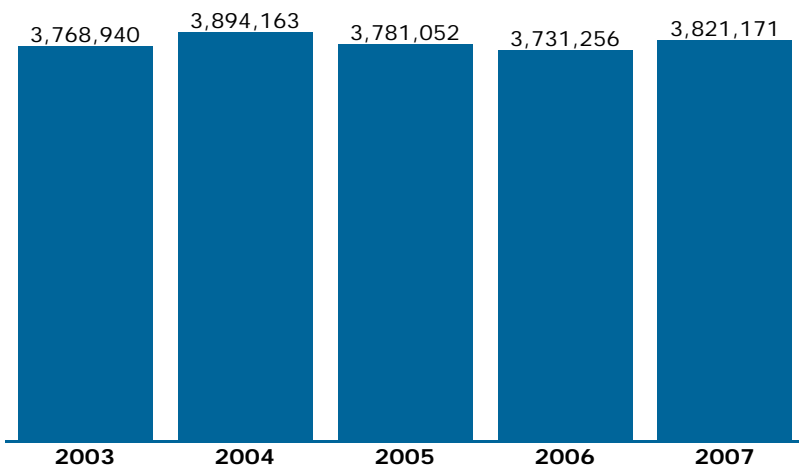


Fact sheet: Amtrak's Long Distance sector

Passengers using this service, 2003-2007



Routes

- Auto Train** - Daily service
- California Zephyr** - Daily service
- Capitol Limited** - Daily service
- Cardinal** - 3 trains/wk
- City of New Orleans** - Daily service
- Coast Starlight** - Daily service
- Crescent** - Daily service
- Empire Builder** - Daily service
- Lake Shore Limited** - Daily service
- Palmetto** - Daily service
- Silver Meteor** - Daily service
- Silver Star** - Daily service
- Silver** - Multiple trains daily
- Southwest Chief** - Daily service
- Sunset Limited** - 3 trains/wk
- Texas Eagle** - Daily service
- Three Rivers** - Discontinued 3/05

Quick recap, 2007

	Coach/ Business	First/ Sleeper	Total
Passengers	3,228,876	591,659	3,821,171
Average trip	580 miles	1049 miles	653 miles
Average fare	\$ 72.00	\$242.00	\$ 98.00
Average yield, per mile	12.4¢	23.1¢	15.1¢

Service area

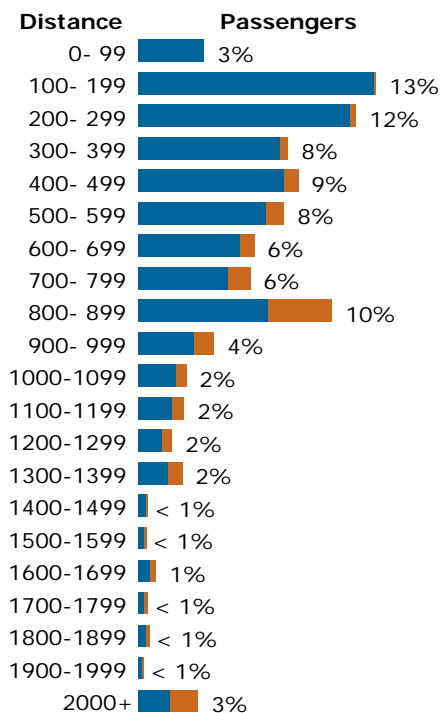
- 344 cities
- (232 unique to this sector)
- in 40 states
- Population 158.7 million (72.6 million unique)

Busiest stations (arrivals and departures), 2007

Cities	Passengers
Chicago, IL	938,865
New York, NY	335,185
Washington, DC	299,136
Los Angeles, CA	244,379
Lorton, VA	217,610
Sanford--Auto Train, FL	217,610
Seattle, WA	165,073
Portland, OR	132,193
St. Paul, MN	125,596
New Orleans, LA	124,220
Orlando, FL	119,654
Denver, CO	119,171
Albany-Rensselaer, NY	109,943
Sacramento, CA	105,024
Atlanta, GA	95,017
Philadelphia, PA	84,638
Tampa, FL	73,141
Emeryville, CA	72,476
Whitefish, MT	65,600
Charleston, SC	64,510

Trips by distance, 2007

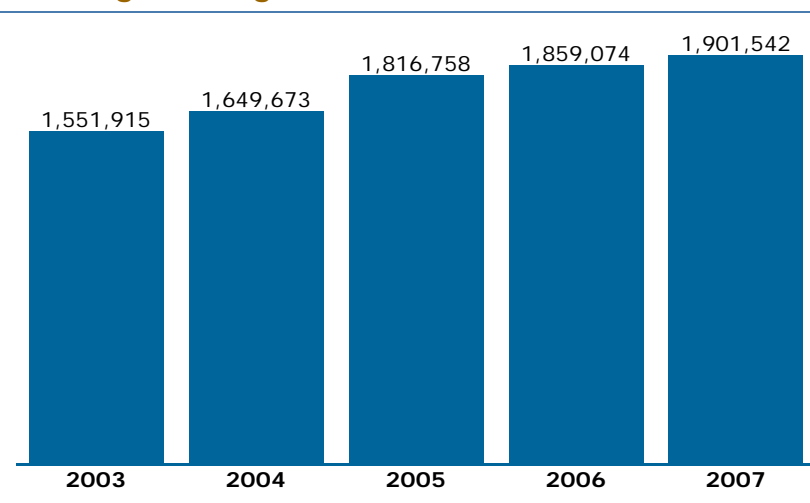
Legend: ■ Coach/business ■ First/sleeper



NATIONAL ASSOCIATION OF RAILROAD PASSENGERS
 TRAINS: A TRAVEL CHOICE AMERICANS WANT

Fact sheet: Amtrak's Medium Distance sector

Passengers using this service, 2003-2007



Quick recap, 2007

	Coach	Business/ First Class	Total
Passengers	1,782,919	118,623	1,901,542
Average trip	182 miles	200 miles	183 miles

Busiest stations (arrivals and departures), 2007

Cities	Passengers
Aberdeen, MD	
Baltimore, MD	
BWI Airport, MD	
Cumberland, MD	
Frederick, MD	
Hagerstown, MD	
New Carrollton, MD	
Chicago, IL	404,178
Ann Arbor, MI	141,269
Kalamazoo, MI	81,091
Dearborn, MI	70,901
Pittsburgh, PA	69,791
Philadelphia, PA	63,146
Detroit, MI	55,649
New York, NY	50,709
Battle Creek, MI	42,689
Harrisburg, PA	40,797
Lancaster, PA	33,033
Jackson, MI	26,692

Routes

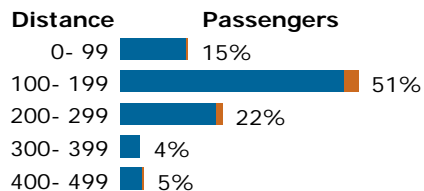
Empire - Multiple trains daily
Hoosier State - 4 trains/wk
Michigan - Multiple trains daily
Pennsylvanian - Daily service

Service area

- 56 cities
- (20 unique to this sector)
- in 6 states
- Population 43.4 million (2.6 million unique)

Trips by distance, 2007

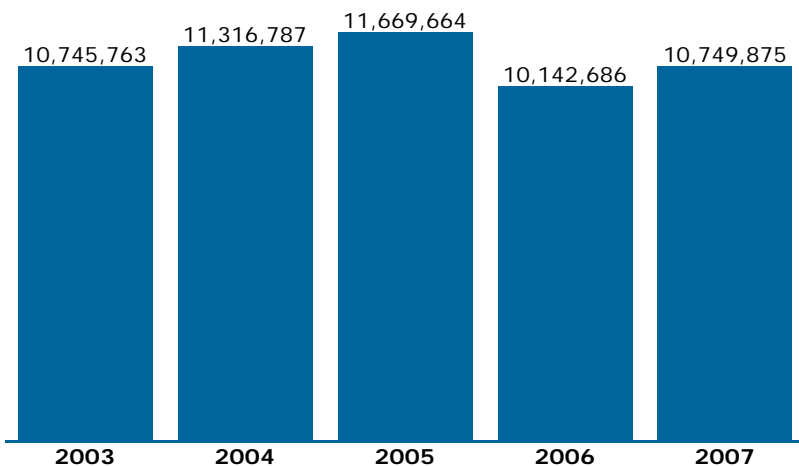
Legend: ■ Coach ■ Business/First



**NATIONAL ASSOCIATION OF
RAILROAD PASSENGERS**
 TRAINS: A TRAVEL CHOICE AMERICANS WANT

Fact sheet: Amtrak's Northeast Corridor sector

Passengers using this service, 2003-2007



Quick recap, 2007

	Coach/ Business	First Class	Total
Passengers	10,416,622	333,253	10,749,875
Average trip	158 miles	193 miles	159 miles

Busiest stations (arrivals and departures), 2007

Cities	Passengers
New York, NY	2,123,320
Washington, DC	1,214,432
Philadelphia, PA	776,870
Boston, MA	432,160
Wilmington, DE	242,373
Baltimore, MD	227,026
Newark, NJ	223,720
Rte. 128, MA	221,461
Providence, RI	188,861
Boston--Back Bay, MA	144,972
Stamford, CT	139,587
BWI Airport, MD	118,239
Metropark, NJ	110,053
New Haven, CT	79,959
Trenton, NJ	8,708
New London, CT	6,767

Routes

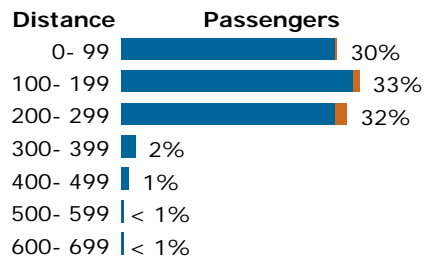
- Acela** - Multiple trains daily
- Clocker** - Discontinued 10/05
- Metroliner** - Multiple trains daily
- Regional** - Multiple trains daily

Service area

- 47 cities
- (3 unique to this sector)
- in 9 states
- Population 36.6 million (3.4 million unique)

Trips by distance, 2007

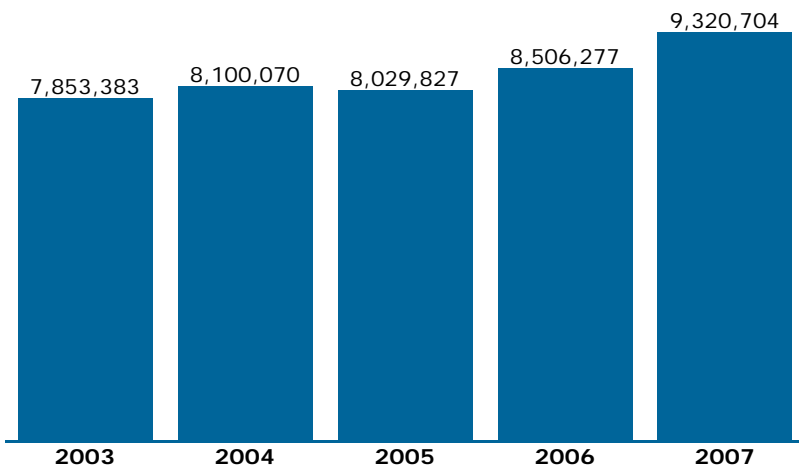
Legend: ■ Coach/business ■ First Class



**NATIONAL ASSOCIATION OF
RAILROAD PASSENGERS**
TRAINS: A TRAVEL CHOICE AMERICANS WANT

Fact sheet: Amtrak's State Supported sector

Passengers using this service, 2003-2007



Quick recap, 2007

	Coach	Business/ First Class	Total
Passengers	8,840,996	479,708	9,320,704
Average trip	112 miles	158 miles	115 miles

Busiest stations (arrivals and departures), 2007

Cities	Passengers
Chicago, IL	1,367,125
Los Angeles, CA	901,609
Sacramento, CA	850,696
San Diego, CA	846,171
Philadelphia, PA	494,885
New York, NY	433,742
Milwaukee, WI	432,929
Solana Beach, CA	421,022
Harrisburg, PA	416,542
Seattle, WA	395,390
Davis, CA	389,115
Portland, OR	388,222
Emeryville, CA	384,570
Lancaster, PA	381,987
Bakersfield, CA	361,094
Martinez, CA	349,269
Oakland, CA	316,856
Boston-North, MA	313,865
Irvine, CA	281,755
Fresno, CA	272,666

Routes

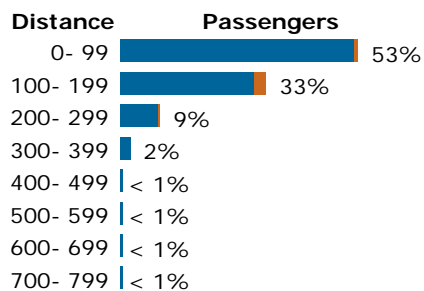
- Adirondack** - Daily service
- Blue Water** - Daily service
- Capitols** - Multiple trains daily
- Carolinian** - Daily service
- Cascades** - Multiple trains daily
- Chicago-St. Louis** - Multiple trains daily
- Downeaster** - Multiple trains daily
- Ethan Allen** - Daily service
- Heartland Flyer** - Daily service
- Hiawatha** - Multiple trains daily
- IL Zephyr/Carl Sandburg** - Multiple trains daily
- Illini/Saluki** - Multiple trains daily
- Keystone** - Multiple trains daily
- Missouri** - Multiple trains daily
- Pacific Surfliner** - Multiple trains daily
- Pere Marquette** - Daily service
- Piedmont** - Daily service
- San Joaquins** - Multiple trains daily
- Vermont** - Daily service

Service area

- 221 cities
- (138 unique to this sector)
- in 24 states
- Population 98.3 million (13.3 million unique)

Trips by distance, 2007

Legend: ■ Coach ■ Business/First



**NATIONAL ASSOCIATION OF
RAILROAD PASSENGERS**
TRAINS: A TRAVEL CHOICE AMERICANS WANT