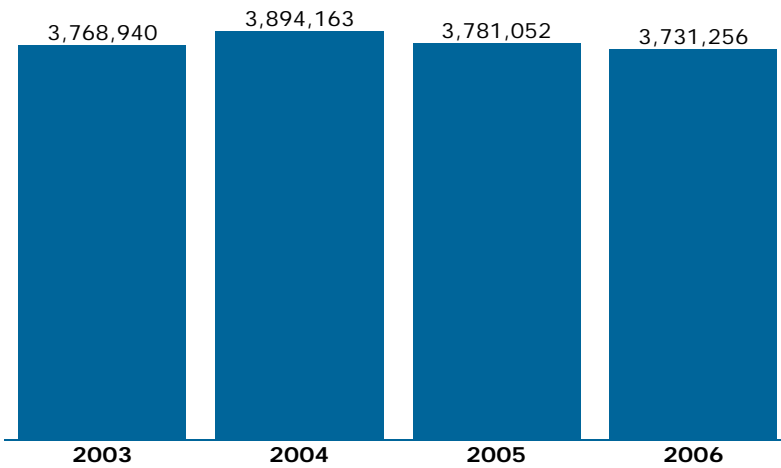


Fact sheet: Amtrak's Long Distance sector

Passengers using this service, 2003-2006



Routes

- Auto Train** - daily service
- California Zephyr** - daily service
- Capitol Limited** - daily service
- Cardinal** - 3 trains/wk
- City of New Orleans** - daily service
- Coast Starlight** - daily service
- Crescent** - daily service
- Empire Builder** - daily service
- Lake Shore Limited** - daily service
- Silver Service** - multiple trains daily
- Southwest Chief** - daily service
- Sunset Limited** - 3 trains/wk
- Texas Eagle** - daily service
- Three Rivers** - daily service

Quick recap, 2006

	Coach/ Business	First/ Sleeper	Total
Passengers	3,138,720	592,536	3,731,256
Average trip	570 miles	1015 miles	641 miles
Average fare	\$ 71.00	\$228.00	\$ 96.00
Average yield, per mile	12.5¢	22.4¢	15.0¢

Service area

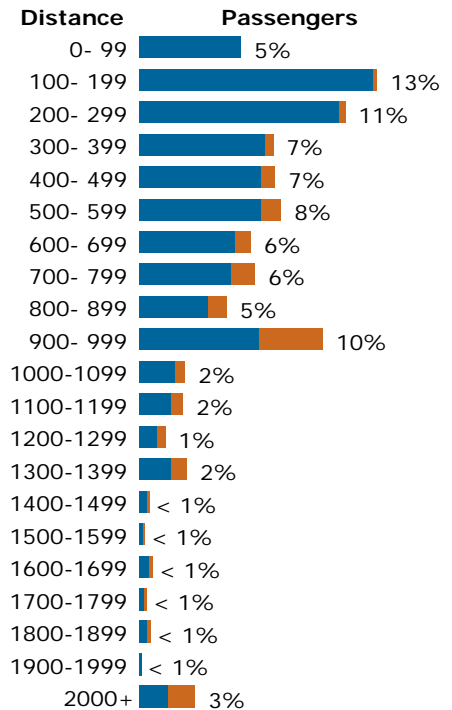
- 344 cities
- (234 unique to this sector)
- in 40 states
- Population 158.7 million (70.8 million unique)

Busiest stations (arrivals and departures), 2006

Cities	Passengers
Chicago, IL	947,131
New York, NY	333,720
Washington, DC	295,108
Los Angeles, CA	228,656
Lorton, VA	207,281
Sanford--Auto Train, FL	207,281
Seattle, WA	164,795
Portland, OR	132,467
St. Paul, MN	128,181
Albany-Rensselaer, NY	124,508
Denver, CO	114,778
Orlando, FL	110,269
Sacramento, CA	105,861
New Orleans, LA	102,348
Atlanta, GA	94,219
Philadelphia, PA	85,547
Emeryville, CA	72,910
Whitefish, MT	66,620
Charleston, SC	63,861
Albuquerque, NM	60,523

Trips by distance, 2006

Legend: ■ Coach/business ■ First/sleeper

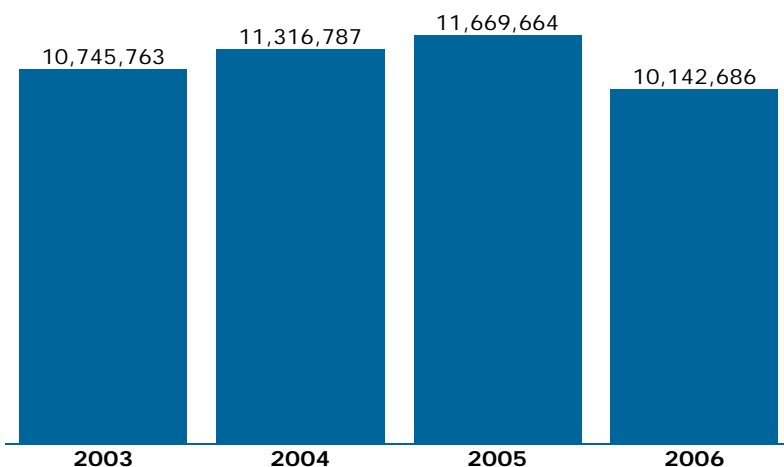


NATIONAL ASSOCIATION OF RAILROAD PASSENGERS

TRAINS: A TRAVEL CHOICE AMERICANS WANT

Fact sheet: Amtrak's Northeast Corridor sector

Passengers using this service, 2003-2006



Routes

Acela - multiple trains daily
Clocker - multiple trains daily
Metroliner - multiple trains daily
Regional - multiple trains daily

Service area

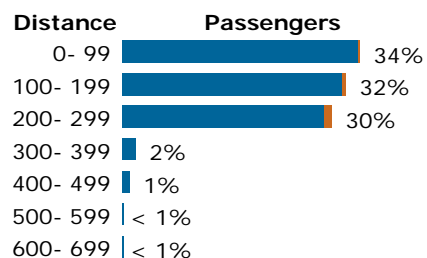
- 47 cities
- (20 unique to this sector)
- in 10 states
- Population 36.6 million (3.4 million unique)

Quick recap, 2006

	Coach/ Business	First Class	Total
Passengers	9,881,015	261,671	10,142,686
Average trip	151 miles	189 miles	152 miles

Trips by distance, 2006

Legend: ■ Coach/business ■ First Class



Busiest stations (arrivals and departures), 2006

Cities	Passengers
New York, NY	5,563,913
Washington, DC	3,342,724
Philadelphia, PA	2,917,868
Boston, MA	933,089
Baltimore, MD	848,209
Wilmington, DE	680,358
New Haven, CT	617,284
BWI Airport, MD	549,017
Newark, NJ	508,424
Providence, RI	505,874
Trenton, NJ	401,623
Metropark, NJ	355,315
Rte. 128, MA	307,517
Stamford, CT	295,288
Boston--Back Bay, MA	287,782
New Carrollton, MD	203,262
New London, CT	148,831
Hartford, CT	145,887
West Kingston, RI	134,654
Richmond, VA	134,301

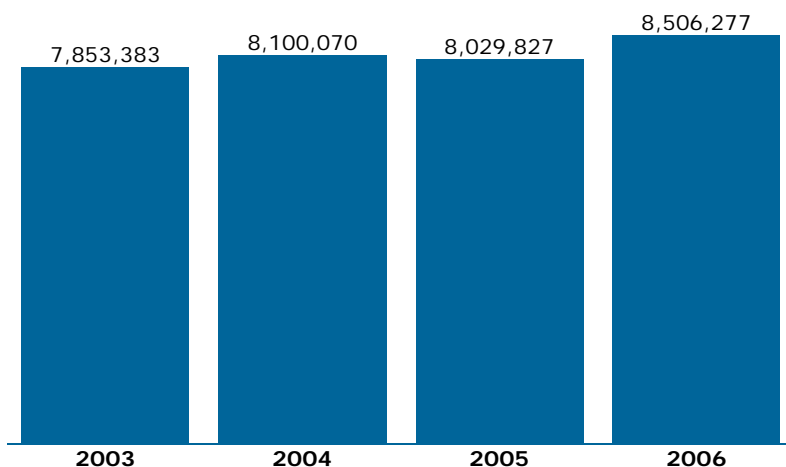


**NATIONAL ASSOCIATION OF
RAILROAD PASSENGERS**

TRAINS: A TRAVEL CHOICE AMERICANS WANT

Fact sheet: Amtrak's State Supported sector

Passengers using this service, 2003-2006



Routes

- Adirondack** - daily service
- Blue Water** - daily service
- Capitols** - multiple trains daily
- Carolinian** - daily service
- Cascades** - multiple trains daily
- Chicago-St. Louis** - multiple trains daily
- Downeaster** - multiple trains daily
- Ethan Allen** - multiple trains daily
- Heartland Flyer** - daily service
- Hiawatha** - multiple trains daily
- Illini** - daily service
- Illinois Zephyr** - daily service
- Keystone** - multiple trains daily
- Missouri** - multiple trains daily
- Pacific Surfliner** - multiple trains daily
- Pere Marquette** - daily service
- Piedmont** - daily service
- San Joaquins** - multiple trains daily
- Vermont** - daily service

Quick recap, 2006

	Coach	Business/ First Class	Total
Passengers	8,046,423	459,854	8,506,277
Average trip	109 miles	155 miles	111 miles

Service area

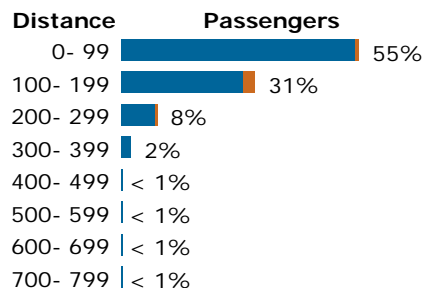
- 230 cities
- (129 unique to this sector)
- in 25 states
- Population 100.4 million (13.5 million unique)

Busiest stations (arrivals and departures), 2006

Cities	Passengers
Chicago, IL	1,132,970
Los Angeles, CA	889,737
San Diego, CA	843,205
Sacramento, CA	802,515
Milwaukee, WI	442,004
Philadelphia, PA	414,835
Solana Beach, CA	409,042
Seattle, WA	391,065
New York, NY	378,095
Bakersfield, CA	371,610
Emeryville, CA	367,314
Davis, CA	345,606
Harrisburg, PA	336,776
Portland, OR	336,377
Lancaster, PA	327,970
Boston-North, MA	288,642
Irvine, CA	286,134
Oceanside, CA	278,278
Fresno, CA	267,056
Oakland, CA	257,148

Trips by distance, 2006

Legend: ■ Coach ■ Business/First

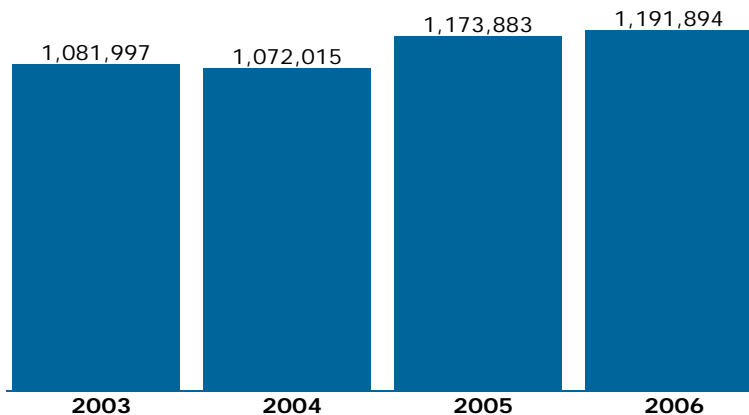


**NATIONAL ASSOCIATION OF
RAILROAD PASSENGERS**

TRAINS: A TRAVEL CHOICE AMERICANS WANT

Fact sheet: Amtrak's Empire service

Passengers using this service, 2003-2006



At a glance

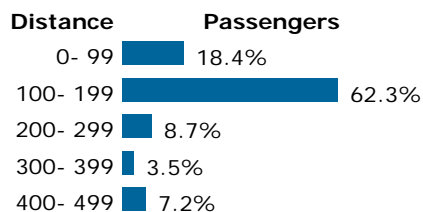
- Part of Amtrak's Medium Distance sector
- Direct service to/from 19 cities
- in 2 states
- Multiple trains daily
- Population of service area:
2000: 16,192,000
1970: 15,770,000
- Longest segment: Niagara Falls, ON - New York, NY (462 mi)

Quick recap, 2006

	Coach	Business/ First Class	Total
Passengers	1,115,833	76,061	1,191,894
Average trip	167 miles	181 miles	168 miles

Trips by distance, 2006

Legend: ■ Coach ■ Business/First



Top city pairs by ridership, 2006

Cities	Miles
1. New York, NY - Albany-Rensselaer, NY	142 mi
2. Rhinecliff, NY - New York, NY	89 mi
3. New York, NY - Hudson, NY	114 mi
4. Syracuse, NY - New York, NY	285 mi
5. New York, NY - U.S.-Canadian border, NY	461 mi
6. Poughkeepsie, NY - New York, NY	74 mi
7. Rochester, NY - New York, NY	371 mi
8. Utica, NY - New York, NY	237 mi

Top city pairs by revenue, 2006

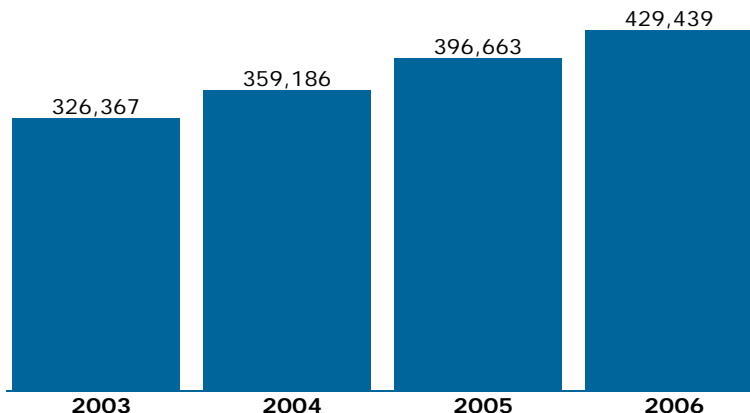
Cities	Miles
1. New York, NY - Albany-Rensselaer, NY	142 mi
2. New York, NY - Hudson, NY	114 mi
3. Rhinecliff, NY - New York, NY	89 mi
4. New York, NY - U.S.-Canadian border, NY	461 mi
5. Syracuse, NY - New York, NY	285 mi
6. Rochester, NY - New York, NY	371 mi
7. Utica, NY - New York, NY	237 mi
8. New York, NY - Buffalo, NY	432 mi



**NATIONAL ASSOCIATION OF
RAILROAD PASSENGERS**
TRAINS: A TRAVEL CHOICE AMERICANS WANT

Fact sheet: Amtrak's Michigan service

Passengers using this service, 2003-2006



At a glance

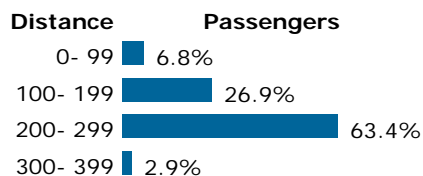
- Part of Amtrak's Medium Distance sector
- Direct service to/from 16 cities
- in 3 states
- Multiple trains daily
- Population of service area:
2000: 14,280,000
1970: 13,152,000
- Longest segment: Chicago, IL - Pontiac, MI (304 mi)

Quick recap, 2006

	Coach	Business/ First Class	Total
Passengers	404,934	24,505	429,439
Average trip	214 miles	230 miles	215 miles

Trips by distance, 2006

Legend: ■ Coach ■ Business/First



Top city pairs by ridership, 2006

Cities	Miles
1. Chicago, IL - Ann Arbor, MI	243 mi
2. Dearborn, MI - Chicago, IL	273 mi
3. Kalamazoo, MI - Chicago, IL	138 mi
4. Detroit, MI - Chicago, IL	281 mi
5. Chicago, IL - Battle Creek, MI	160 mi
6. Jackson, MI - Chicago, IL	205 mi
7. Royal Oak, MI - Chicago, IL	292 mi
8. Chicago, IL - Birmingham, MI	296 mi

Top city pairs by revenue, 2006

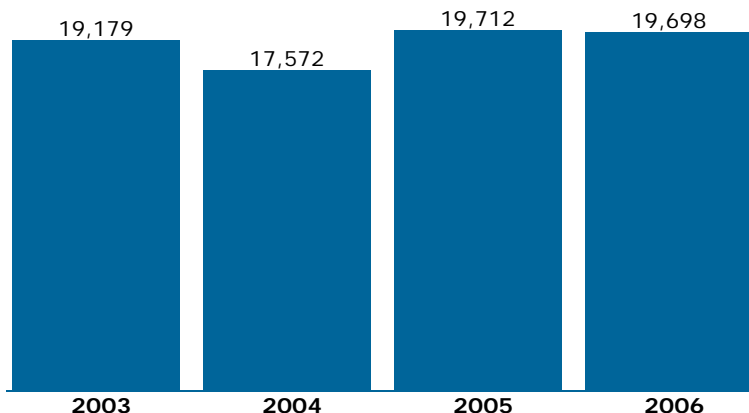
Cities	Miles
1. Chicago, IL - Ann Arbor, MI	243 mi
2. Dearborn, MI - Chicago, IL	273 mi
3. Detroit, MI - Chicago, IL	281 mi
4. Kalamazoo, MI - Chicago, IL	138 mi
5. Chicago, IL - Battle Creek, MI	160 mi
6. Royal Oak, MI - Chicago, IL	292 mi
7. Jackson, MI - Chicago, IL	205 mi
8. Chicago, IL - Birmingham, MI	296 mi



**NATIONAL ASSOCIATION OF
RAILROAD PASSENGERS**
TRAINS: A TRAVEL CHOICE AMERICANS WANT

Fact sheet: Amtrak's Hoosier State service

Passengers using this service, 2003-2006



At a glance

- Part of Amtrak's Medium Distance sector
- Direct service to/from 6 cities
- in 2 states
- 4 trains/wk
- Population of service area:
2000: 10,045,000
1970: 8,704,000
- Longest segment: Chicago, IL - Indianapolis, IN (196 mi)

Quick recap, 2006

	Coach	Business/ First Class	Total
Passengers	19,698		19,698
Average trip	157 miles	n/a	157 miles

Trips by distance, 2006

Legend: ■ Coach ■ Business/First

Distance	Passengers
0- 99	4.6%
100- 199	95.4%

Top city pairs by ridership, 2006

Cities	Miles
1. Indianapolis, IN - Chicago, IL	196 mi
2. Lafayette, IN - Chicago, IL	121 mi
3. Crawfordsville, IN - Chicago, IL	149 mi
4. Rensselaer, IN - Chicago, IL	74 mi
5. Dyer, IN - Chicago, IL	29 mi
6. Indianapolis, IN - Dyer, IN	167 mi
7. Lafayette, IN - Indianapolis, IN	75 mi
8. Lafayette, IN - Dyer, IN	92 mi

Top city pairs by revenue, 2006

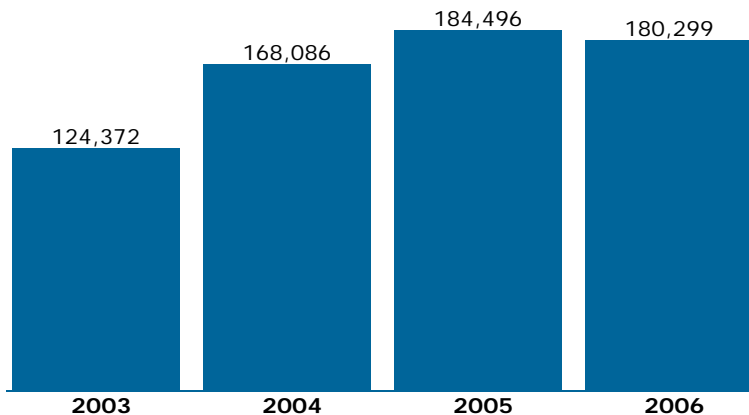
Cities	Miles
1. Indianapolis, IN - Chicago, IL	196 mi
2. Lafayette, IN - Chicago, IL	121 mi
3. Crawfordsville, IN - Chicago, IL	149 mi
4. Rensselaer, IN - Chicago, IL	74 mi
5. Indianapolis, IN - Dyer, IN	167 mi
6. Dyer, IN - Chicago, IL	29 mi
7. Lafayette, IN - Dyer, IN	92 mi
8. Lafayette, IN - Indianapolis, IN	75 mi



**NATIONAL ASSOCIATION OF
RAILROAD PASSENGERS**
TRAINS: A TRAVEL CHOICE AMERICANS WANT

Fact sheet: Amtrak's Pennsylvanian service

Passengers using this service, 2003-2006



At a glance

- Part of Amtrak's Medium Distance sector
- Direct service to/from 20 cities
- in 3 states
- Daily service
- Population of service area:
2000: 21,380,000
1970: 21,125,000
- Longest segment: New York, NY - Pittsburgh, PA (444 mi)

Quick recap, 2006

	Coach	Business/ First Class	Total
Passengers	169,416	10,883	180,299
Average trip	237 miles	303 miles	241 miles

Trips by distance, 2006

Legend: ■ Coach ■ Business/First

Distance	Passengers
0- 99	16.2%
100- 199	27.7%
200- 299	19.9%
300- 399	19.4%
400- 499	16.7%

Top city pairs by ridership, 2006

Cities	Miles
1. Pittsburgh, PA - New York, NY	444 mi
2. Philadelphia, PA - Pittsburgh, PA	353 mi
3. Philadelphia, PA - Lancaster, PA	68 mi
4. Philadelphia, PA - Harrisburg, PA	104 mi
5. Pittsburgh, PA - Harrisburg, PA	249 mi
6. New York, NY - Harrisburg, PA	195 mi
7. New York, NY - Lancaster, PA	159 mi
8. Pittsburgh, PA - Lancaster, PA	285 mi

Top city pairs by revenue, 2006

Cities	Miles
1. Pittsburgh, PA - New York, NY	444 mi
2. Philadelphia, PA - Pittsburgh, PA	353 mi
3. New York, NY - Harrisburg, PA	195 mi
4. New York, NY - Lancaster, PA	159 mi
5. Pittsburgh, PA - Harrisburg, PA	249 mi
6. Philadelphia, PA - Harrisburg, PA	104 mi
7. New York, NY - Altoona, PA	327 mi
8. Pittsburgh, PA - Lancaster, PA	285 mi



**NATIONAL ASSOCIATION OF
RAILROAD PASSENGERS**
TRAINS: A TRAVEL CHOICE AMERICANS WANT