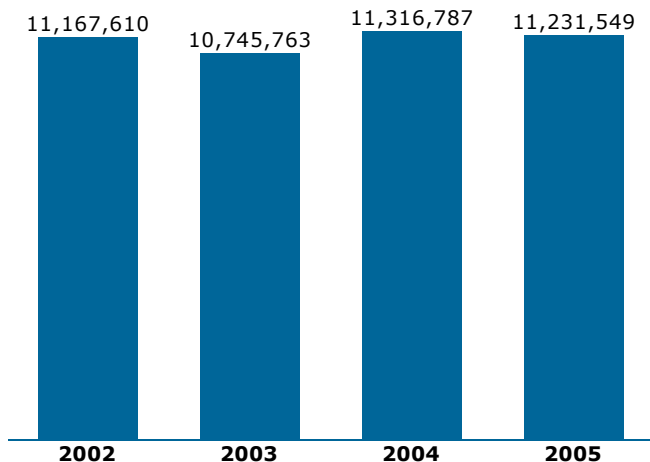


Fact sheet: Amtrak's Northeast Corridor sector

Passengers using this service, 2002-2005



Routes

Acela - multiple trains daily
Clocker - multiple trains daily
Metroliner - multiple trains daily
New Haven-Springfield - multiple trains daily
Regional - multiple trains daily

Service area

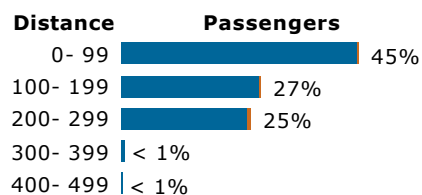
- 40 cities
- (11 unique to this sector)
- in 10 states
- Population 35.9 million (3.4 million unique)

Quick recap, 2005

	Coach/ Business	First/ Sleeper	Total
Passengers	10,987,203	244,346	11,231,549
Average trip	129 miles	172 miles	130 miles
Average fare	\$ 56.00	\$165.00	\$ 59.00
Average yield, per mile	43.6¢	95.9¢	45.1¢

Trips by distance, 2005

Legend: ■ Coach/business ■ First/sleeper



Busiest stations (arrivals and departures), 2005

Cities	Passengers
New York, NY	6,358,750
Washington, DC	3,077,353
Philadelphia, PA	3,075,586
Newark, NJ	1,077,404
Boston, MA	885,221
Trenton, NJ	854,154
Baltimore, MD	842,944
Princeton Jct., NJ	759,702
Wilmington, DE	734,496
BWI Airport, MD	527,710
Providence, RI	464,850
New Haven, CT	409,789
Metropark, NJ	344,794
Rte. 128, MA	286,686
Stamford, CT	267,266
Boston--Back Bay, MA	265,436
New Carrollton, MD	207,875
New London, CT	142,282
West Kingston, RI	122,827
Newark--Liberty, NJ	80,442

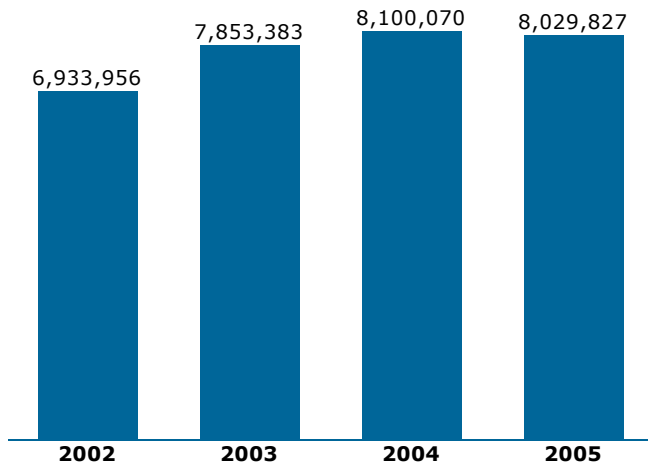
National Association of Railroad Passengers



900 2nd St. NE, Suite 308
 Washington, DC 20002
 (202) 408-8362 www.narprail.org

Fact sheet: Amtrak's State Supported sector

Passengers using this service, 2002-2005



Routes

- Adirondack** - daily service
- Blue Water** - daily service
- Capitols** - multiple trains daily
- Carolinian** - daily service
- Cascades** - multiple trains daily
- Chicago-St. Louis** - multiple trains daily
- Downeaster** - multiple trains daily
- Ethan Allen** - multiple trains daily
- Heartland Flyer** - daily service
- Hiawatha** - multiple trains daily
- Illini** - daily service
- Illinois Zephyr** - daily service
- Keystone** - multiple trains daily
- Missouri** - multiple trains daily
- Pacific Surfliner** - multiple trains daily
- Pere Marquette** - daily service
- Piedmont** - daily service
- San Joaquins** - multiple trains daily
- Vermont** - daily service

Quick recap, 2005

	Coach/ Business	First/ Sleeper	Total
Passengers	8,029,827		8,029,827
Average trip	111 miles	n/a	111 miles
Average fare	\$ 19.00	n/a	\$ 19.00
Average yield, per mile	17.2¢	n/a	17.2¢

Service area

- 226 cities
- (124 unique to this sector)
- in 25 states
- Population 100.4 million (13.5 million unique)

Busiest stations (arrivals and departures), 2005

Cities	Passengers
Chicago, IL	1,050,511
Los Angeles, CA	847,192
San Diego, CA	818,303
Sacramento, CA	806,345
Milwaukee, WI	437,593
Seattle, WA	406,135
Solana Beach, CA	392,875
Emeryville, CA	391,115
Philadelphia, PA	384,202
Bakersfield, CA	358,211
New York, NY	338,781
Davis, CA	319,369
Portland, OR	311,179
Lancaster, PA	299,173
Harrisburg, PA	295,851
Oceanside, CA	273,181
Irvine, CA	272,978
Martinez, CA	257,703
Oakland, CA	256,479
San Juan Capistrano, CA	252,720

Trips by distance, 2005

Legend: ■ Coach/business ■ First/sleeper

Distance	Passengers
0- 99	55%
100- 199	31%
200- 299	8%
300- 399	2%
400- 499	< 1%
500- 599	< 1%
600- 699	< 1%
700- 799	< 1%

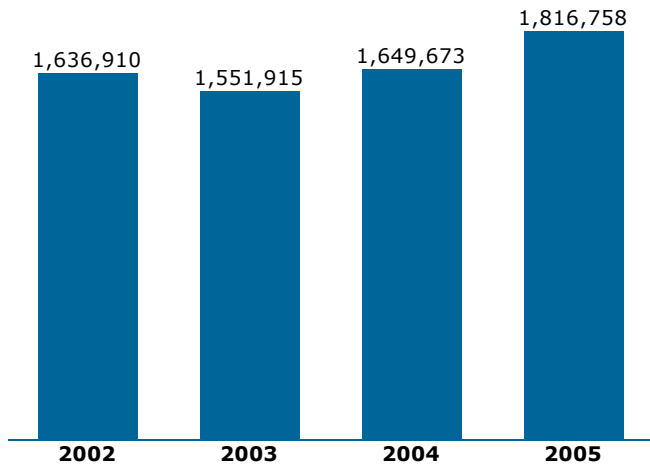
National Association of Railroad Passengers



900 2nd St. NE, Suite 308
Washington, DC 20002
(202) 408-8362 www.narprail.org

Fact sheet: Amtrak's Medium Distance sector

Passengers using this service, 2002-2005



Quick recap, 2005

	Coach/ Business	First/ Sleeper	Total
Passengers	1,816,758		1,816,758
Average trip	174 miles	n/a	174 miles
Average fare	\$ 37.00	n/a	\$ 37.00
Average yield, per mile	21.0¢	n/a	21.0¢

Busiest stations (arrivals and departures), 2005

Cities	Passengers
New York, NY	1,049,138
Albany-Rensselaer, NY	594,367
Chicago, IL	381,501
Rhinecliff, NY	169,832
Hudson, NY	145,983
Ann Arbor, MI	124,473
Pittsburgh, PA	74,960
Dearborn, MI	67,296
Kalamazoo, MI	65,281
Philadelphia, PA	61,050
Syracuse, NY	58,544
Detroit, MI	55,794
Poughkeepsie, NY	50,125
Rochester, NY	46,623
Buffalo, NY	41,631
Battle Creek, MI	36,738
Harrisburg, PA	34,975
Utica, NY	31,119
Lancaster, PA	29,218
Croton, NY	27,096

Routes

Empire - multiple trains daily
Hoosier State - 4 trains/wk
Michigan - multiple trains daily
Pennsylvanian - daily service

Service area

- 53 cities
- (25 unique to this sector)
- in 7 states
- Population 43.7 million (2.6 million unique)

Trips by distance, 2005

Legend: ■ Coach/business ■ First/sleeper

Distance	Passengers
0- 99	20%
100- 199	48%
200- 299	21%
300- 399	4%
400- 499	3%
500- 599	< 1%
600- 699	< 1%
700- 799	< 1%
800- 899	< 1%
900- 999	< 1%

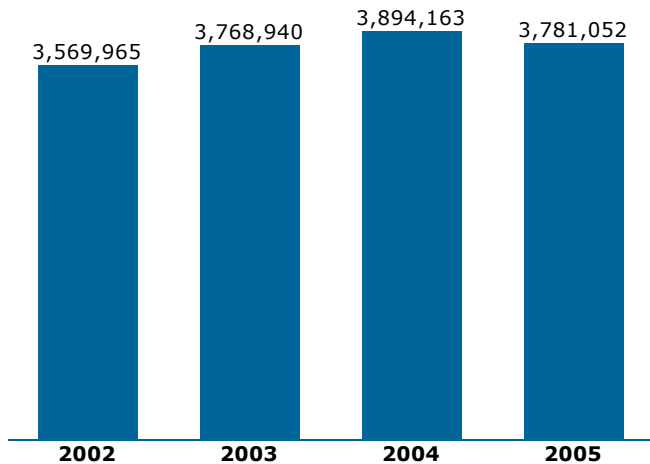
National Association of Railroad Passengers



900 2nd St. NE, Suite 308
 Washington, DC 20002
 (202) 408-8362 www.narprail.org

Fact sheet: Amtrak's Long Distance sector

Passengers using this service, 2002-2005



Quick recap, 2005

	Coach/ Business	First/ Sleeper	Total
Passengers	3,163,420	617,632	3,781,052
Average trip	576 miles	1021 miles	649 miles
Average fare	\$ 59.00	\$242.00	\$ 89.00
Average yield, per mile	10.2¢	23.7¢	13.7¢

Busiest stations (arrivals and departures), 2005

Cities	Passengers
Chicago, IL	954,829
New York, NY	309,874
Washington, DC	286,740
Los Angeles, CA	246,968
Lorton, VA	204,698
Sanford, FL	204,698
Seattle, WA	169,891
Portland, OR	152,135
New Orleans, LA	142,903
Orlando, FL	133,858
St. Paul, MN	126,278
Denver, CO	123,805
Albany-Rensselaer, NY	111,305
Sacramento, CA	105,671
Atlanta, GA	84,815
Philadelphia, PA	84,133
Emeryville, CA	80,434
Richmond, VA	67,808
Jacksonville, FL	62,480
Miami, FL	61,748

Routes

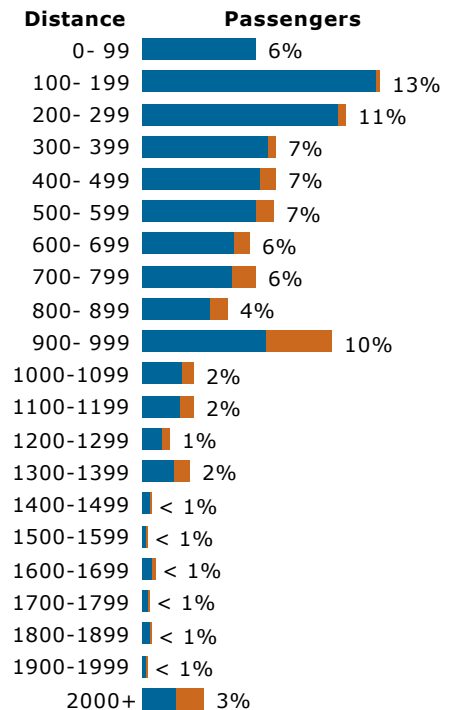
- Auto Train** - daily service
- California Zephyr** - daily service
- Capitol Limited** - daily service
- Cardinal** - 3 trains/wk
- City of New Orleans** - daily service
- Coast Starlight** - daily service
- Crescent** - daily service
- Empire Builder** - daily service
- Lake Shore Limited** - daily service
- Silver Service** - multiple trains daily
- Southwest Chief** - daily service
- Sunset Limited** - 3 trains/wk
- Texas Eagle** - daily service
- Three Rivers** - daily service

Service area

- 340 cities
- (243 unique to this sector)
- in 40 states
- Population 158.7 million (70.8 million unique)

Trips by distance, 2005

Legend: ■ Coach/business ■ First/sleeper



National Association of Railroad Passengers



900 2nd St. NE, Suite 308
 Washington, DC 20002
 (202) 408-8362 www.narprail.org

Fact sheet: Amtrak's sector

Passengers using this service, 2002-2005



Quick recap, 2005

	Coach/ Business	First/ Sleeper	Total
Passengers			
Average trip	n/a	n/a	n/a
Average fare	n/a	n/a	n/a
Average yield, per mile	n/a	n/a	n/a

Busiest stations (arrivals and departures), 2005

Cities Passengers

Routes

Special Trains - n/a

Service area

- 0 cities
- (unique to this sector)
- in 0 states
- Population 0 million (0 million unique)

Trips by distance, 2005

Legend: ■ Coach/business ■ First/sleeper

Distance Passengers

0- 99 |

National Association of Railroad Passengers



900 2nd St. NE, Suite 308
Washington, DC 20002
(202) 408-8362 www.narprail.org

