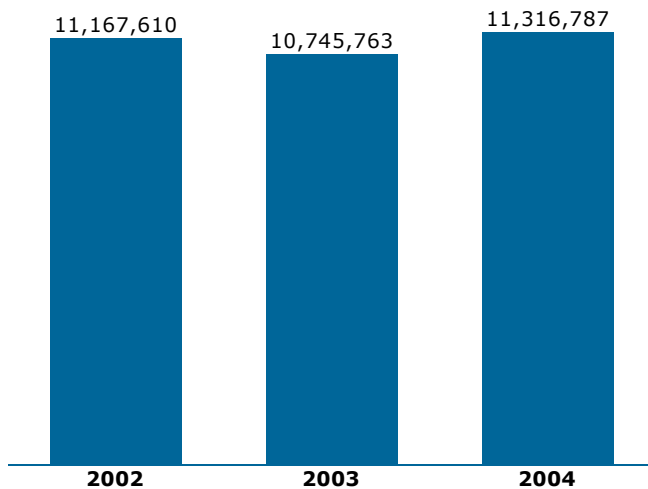


# Fact sheet: Amtrak's Northeast Corridor sector

## Passengers using this service, 2002-2004



## Quick recap, 2004

	Coach/ Business	First/ Sleeper	Total
Passengers	10,999,989	316,798	11,316,787
Average trip	137 miles	187 miles	138 miles
Average fare	\$ 56.00	\$166.00	\$ 60.00
Average yield, per mile	41.2¢	88.6¢	43.0¢

## Stations with most activity, 2004

Cities	Passengers
New York, NY	6,425,683
Washington, DC	3,110,041
Philadelphia, PA	2,755,836
Newark, NJ	1,232,431
Boston, MA	924,638
Trenton, NJ	914,108
Princeton Jct., NJ	894,890
Baltimore, MD	774,272
Wilmington, DE	690,591
New Haven, CT	587,981
BWI Airport, MD	525,930
Providence, RI	475,767
Rte. 128, MA	323,815
Metropark, NJ	320,894
Stamford, CT	278,478
Boston--Back Bay, MA	259,991
New Carrollton, MD	202,078
Richmond, VA	153,978
New London, CT	133,552
Hartford, CT	123,674

## Routes

- Acela
- Metroliner
- Regional
- Clocker

## Service area

- 47 cities (19 unique to this sector)
- in 10 states
- Population 36.6 million (3.4 million unique)

## Trips by distance, 2004

Legend: ■ Coach/business ■ First/sleeper

Distance	Passengers
0- 99	43.1%
100 - 199	27.3%
200 - 299	26.2%
300 - 399	1.8%
400 - 499	1.4%
500 - 599	< 0.1%
600 - 699	< 0.1%

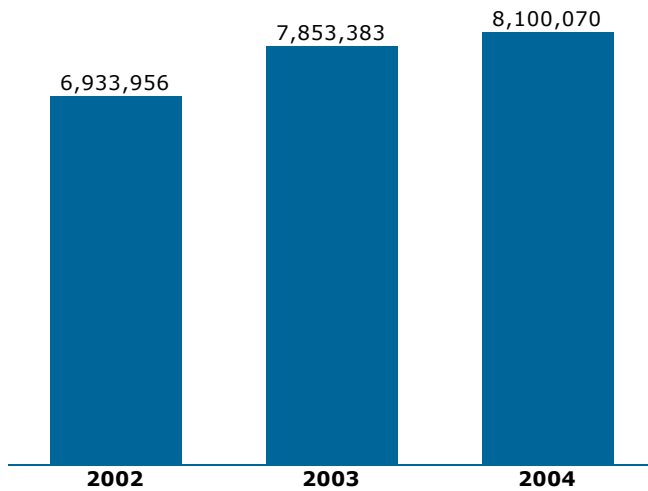
## National Association of Railroad Passengers



900 2nd St. NE, Suite 308  
 Washington, DC 20002  
 (202) 408-8362 www.narprail.org

# Fact sheet: Amtrak's State Supported sector

## Passengers using this service, 2002-2004



## Routes

- Ethan Allen
- Vermonter
- Downeaster
- Keystone
- Chicago-St. Louis
- Hiawatha
- Illini
- Illinois Zephyr
- Heartland Flyer
- Pacific Surfliner
- Cascades
- Capitols
- San Joaquins
- Adirondack
- Blue Water
- Missouri
- Pere Marquette
- Carolinian
- Piedmont

## Quick recap, 2004

	Coach/ Business	First/ Sleeper	Total
Passengers	8,100,070		8,100,070
Average trip	113 miles	n/a	113 miles
Average fare	\$ 20.00	n/a	\$ 20.00
Average yield, per mile	17.6¢	n/a	17.6¢

## Service area

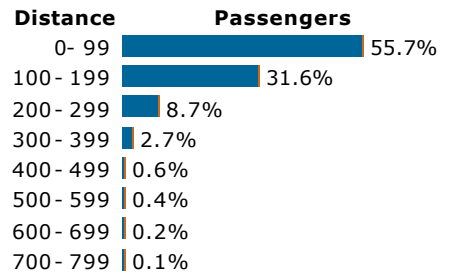
- 210 cities (121 unique to this sector)
- in 25 states
- Population 99 million (13.5 million unique)

## Stations with most activity, 2004

Cities	Passengers
Chicago, IL	934,915
Los Angeles, CA	780,016
San Diego, CA	758,716
Sacramento, CA	743,802
New York, NY	743,338
Philadelphia, PA	641,466
Milwaukee, WI	404,252
Seattle, WA	390,271
Solana Beach, CA	370,173
Emeryville, CA	358,275
Bakersfield, CA	339,895
Portland, OR	299,278
Davis, CA	288,717
Oceanside, CA	282,352
Harrisburg, PA	262,813
Lancaster, PA	260,446
San Juan Capistrano, CA	256,291
Martinez, CA	241,487
Irvine, CA	240,055
Oakland, CA	237,276

## Trips by distance, 2004

Legend: ■ Coach/business ■ First/sleeper



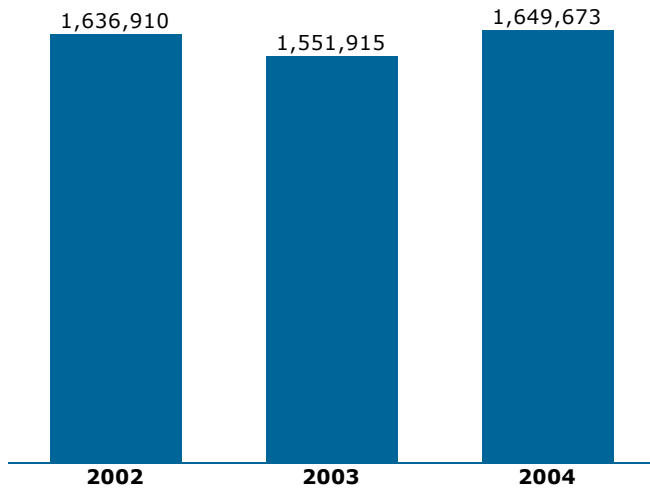
## National Association of Railroad Passengers



900 2nd St. NE, Suite 308  
 Washington, DC 20002  
 (202) 408-8362 www.narprail.org

# Fact sheet: Amtrak's Medium Distance sector

## Passengers using this service, 2002-2004



## Routes

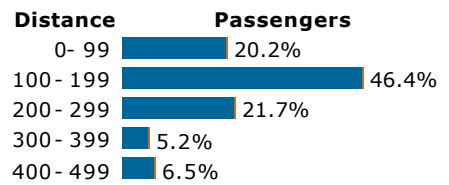
- Empire
- Michigan
- Hoosier State
- Pennsylvanian

## Service area

- 53 cities (16 unique to this sector)
- in 7 states
- Population 43.7 million (2.6 million unique)

## Trips by distance, 2004

Legend: ■ Coach/business ■ First/sleeper



## Quick recap, 2004

	Coach/ Business	First/ Sleeper	Total
Passengers	1,649,673		1,649,673
Average trip	182 miles	n/a	182 miles
Average fare	\$ 36.00	n/a	\$ 36.00
Average yield, per mile	19.7¢	n/a	19.7¢

## Stations with most activity, 2004

Cities	Passengers
New York, NY	997,479
Albany-Rensselaer, NY	502,738
Chicago, IL	327,535
Rhinecliff, NY	160,261
Hudson, NY	122,834
Ann Arbor, MI	106,353
Philadelphia, PA	82,782
Syracuse, NY	67,813
Dearborn, MI	64,272
Kalamazoo, MI	57,512
Rochester, NY	55,268
Detroit, MI	52,774
Pittsburgh, PA	52,602
Buffalo, NY	51,213
U.S.-Canadian border, NY	46,641
Poughkeepsie, NY	44,650
Battle Creek, MI	35,984
Utica, NY	33,990
Harrisburg, PA	31,219
Croton, NY	27,954

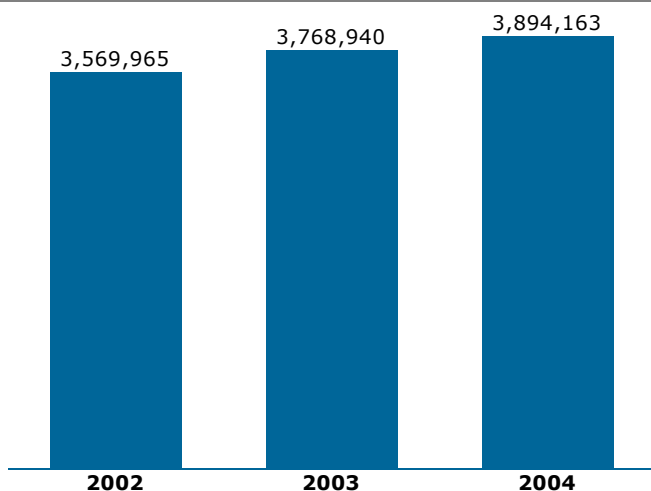
## National Association of Railroad Passengers



900 2nd St. NE, Suite 308  
 Washington, DC 20002  
 (202) 408-8362 www.narprail.org

# Fact sheet: Amtrak's Long Distance sector

## Passengers using this service, 2002-2004



## Routes

- Silver
- Cardinal
- Empire Builder
- Capitol Limited
- California Zephyr
- Southwest Chief
- City of New Orleans
- Texas Eagle
- Sunset Limited
- Coast Starlight
- Lake Shore Limited
- Crescent
- Auto Train

## Service area

- 341 cities (247 unique to this sector)
- in 40 states
- Population 158.7 million (72.2 million unique)

## Quick recap, 2004

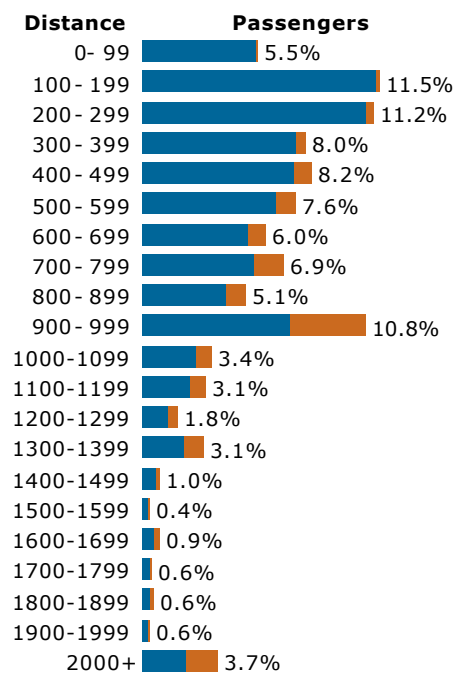
	Coach/ Business	First/ Sleeper	Total
Passengers	3,266,442	627,721	3,894,163
Average trip	607 miles	1031 miles	676 miles
Average fare	\$ 59.00	\$240.00	\$ 88.00
Average yield, per mile	9.7¢	23.3¢	13.0¢

## Stations with most activity, 2004

Cities	Passengers
Chicago, IL	1,026,032
New York, NY	361,964
Washington, DC	286,747
Los Angeles, CA	281,539
Lorton, VA	197,426
Sanford--Auto Train, FL	197,426
Seattle, WA	174,694
Portland, OR	157,616
New Orleans, LA	156,679
Orlando, FL	155,903
Philadelphia, PA	132,317
St. Paul, MN	120,764
Denver, CO	120,121
Sacramento, CA	103,475
Atlanta, GA	84,986
Emeryville, CA	79,455
Miami, FL	77,800
Jacksonville, FL	69,116
Pittsburgh, PA	64,713
Newark, NJ	61,580

## Trips by distance, 2004

Legend: ■ Coach/business ■ First/sleeper



## National Association of Railroad Passengers



900 2nd St. NE, Suite 308  
 Washington, DC 20002  
 (202) 408-8362 www.narprail.org