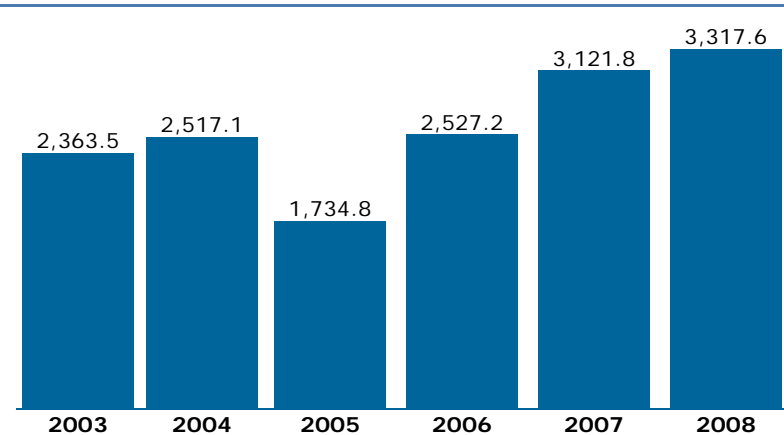


# Fact sheet: Amtrak's Acela service - 1

## Passengers using this service, 2003-2008 (in thousands)



## At a glance

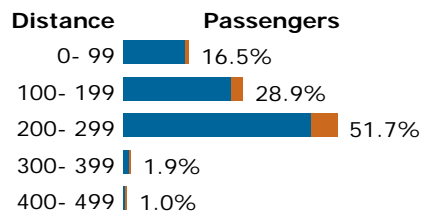
- Part of Amtrak's Northeast Corridor sector
- Direct service to/from 16 cities
- in 9 states
- Multiple trains daily
- Population of service area:  
Within 25 mi: 35,046,845  
Within 50 mi: 44,307,615
- Longest segment: Boston, MA - Washington, DC (456 mi)

## Quick recap, 2008

	Coach/ Business	First/ Sleeper	Total
Passengers	2,947,940	369,653	3,317,593
Average trip	183 miles	197 miles	185 miles

## Trips by distance, 2008

Legend: ■ Coach/business ■ First/sleeper



## Top city pairs by ridership, 2008

Cities	Miles
1. Washington, DC - New York, NY	225 mi
2. Philadelphia, PA - New York, NY	91 mi
3. New York, NY - Boston, MA	231 mi
4. Washington, DC - Philadelphia, PA	134 mi
5. Rte. 128, MA - New York, NY	220 mi
6. Providence, RI - New York, NY	188 mi
7. Wilmington, DE - New York, NY	117 mi
8. New York, NY - Boston--Back Bay, MA	230 mi

## Top city pairs by revenue, 2008

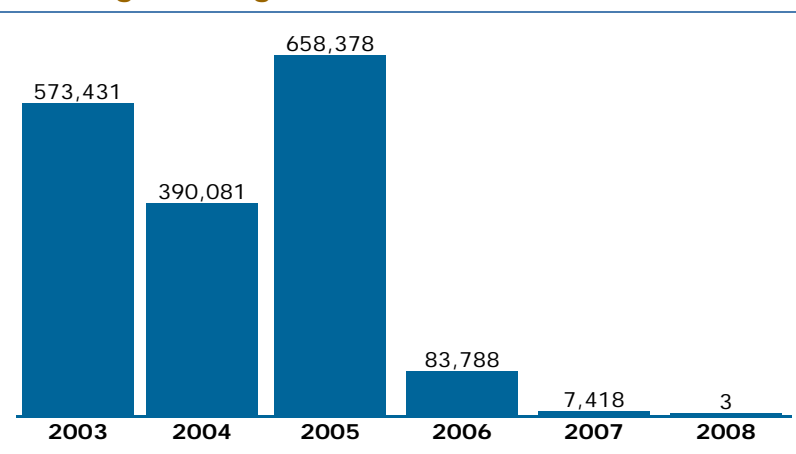
Cities	Miles
1. Washington, DC - New York, NY	225 mi
2. Philadelphia, PA - New York, NY	91 mi
3. New York, NY - Boston, MA	231 mi
4. Washington, DC - Philadelphia, PA	134 mi
5. Rte. 128, MA - New York, NY	220 mi
6. New York, NY - Baltimore, MD	185 mi
7. Washington, DC - Newark, NJ	215 mi
8. Wilmington, DE - New York, NY	117 mi



**NATIONAL ASSOCIATION OF  
RAILROAD PASSENGERS**  
TRAINS: A TRAVEL CHOICE AMERICANS WANT

## Fact sheet: Amtrak's Metroliner service - 2

### Passengers using this service, 2003-2008



### At a glance

- Part of Amtrak's Northeast Corridor sector
- Direct service to/from 0 cities
- in 0 states
- Multiple trains daily
- Population of service area:  
Within 25 mi:  
Within 50 mi:
- Longest segment: - ( mi)

### Trips by distance, 2008

Legend: ■ Coach/business ■ First/sleeper

#### Distance Passengers

0- 99 |

### Quick recap, 2008

	Coach/ Business	First/ Sleeper	Total
Passengers			
Average trip	n/a	n/a	n/a

### Top city pairs by ridership, 2008

Cities	Miles
--------	-------

### Top city pairs by revenue, 2008

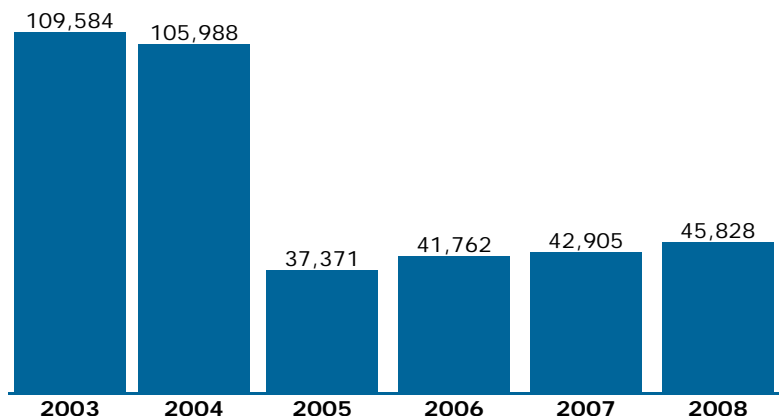
Cities	Miles
--------	-------



**NATIONAL ASSOCIATION OF  
RAILROAD PASSENGERS**  
TRAINS: A TRAVEL CHOICE AMERICANS WANT

## Fact sheet: Amtrak's Ethan Allen service - 3

### Passengers using this service, 2003-2008



### At a glance

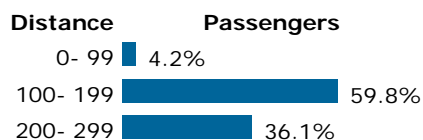
- Part of Amtrak's State Supported sector
- Direct service to/from 12 cities
- in 2 states
- Daily service
- Population of service area:  
Within 25 mi: 16,469,025  
Within 50 mi: 21,858,871
- Longest segment: New York, NY - Rutland, VT (241 mi)

### Quick recap, 2008

	Coach	Business/ First Class	Total
Passengers	42,303	3,525	45,828
Average trip	190 miles	202 miles	190 miles

### Trips by distance, 2008

Legend: ■ Coach ■ Business/First



### Top city pairs by ridership, 2008

Cities	Miles
1. Saratoga Springs, NY - New York, NY	178 mi
2. Rutland, VT - New York, NY	241 mi
3. Schenectady, NY - New York, NY	159 mi
4. New York, NY - Fort Edward, NY	197 mi
5. New York, NY - Fair Haven, VT	227 mi
6. Rutland, VT - Albany-Rensselaer, NY	100 mi
7. Saratoga Springs, NY - Croton, NY	146 mi
8. Schenectady, NY - Rutland, VT	82 mi

### Top city pairs by revenue, 2008

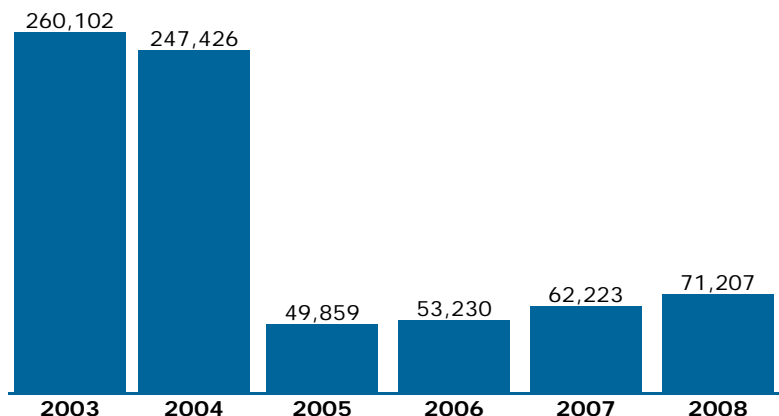
Cities	Miles
1. Rutland, VT - New York, NY	241 mi
2. Saratoga Springs, NY - New York, NY	178 mi
3. Schenectady, NY - New York, NY	159 mi
4. New York, NY - Fort Edward, NY	197 mi
5. New York, NY - Fair Haven, VT	227 mi
6. Saratoga Springs, NY - Croton, NY	146 mi
7. Rutland, VT - Albany-Rensselaer, NY	100 mi
8. Rutland, VT - Croton, NY	209 mi



**NATIONAL ASSOCIATION OF  
RAILROAD PASSENGERS**  
TRAINS: A TRAVEL CHOICE AMERICANS WANT

# Fact sheet: Amtrak's Vermonter service - 4

## Passengers using this service, 2003-2008



## At a glance

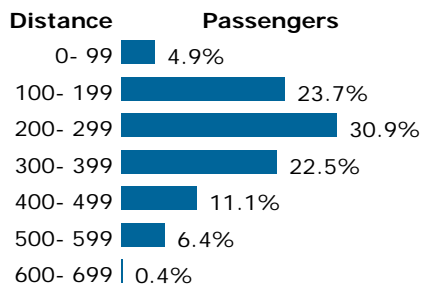
- Part of Amtrak's State Supported sector
- Direct service to/from 31 cities
- in 10 states
- Daily service
- Population of service area:  
Within 25 mi: 11,951,251  
Within 50 mi: 23,524,694
- Longest segment: St. Albans, VT - Washington, DC (606 mi)

## Quick recap, 2008

	Coach	Business/ First Class	Total
Passengers	65,723	5,484	71,207
Average trip	288 miles	321 miles	290 miles

## Trips by distance, 2008

Legend: ■ Coach ■ Business/First



## Top city pairs by ridership, 2008

Cities	Miles
1. White River Jct., VT - New York, NY	262 mi
2. New York, NY - Brattleboro, VT	199 mi
3. New York, NY - Essex Jct., VT	356 mi
4. New York, NY - Amherst, MA	164 mi
5. New York, NY - Montpelier, VT	324 mi
6. New York, NY - Bellows Falls, VT	223 mi
7. Washington, DC - Essex Jct., VT	582 mi
8. Philadelphia, PA - Essex Jct., VT	447 mi

## Top city pairs by revenue, 2008

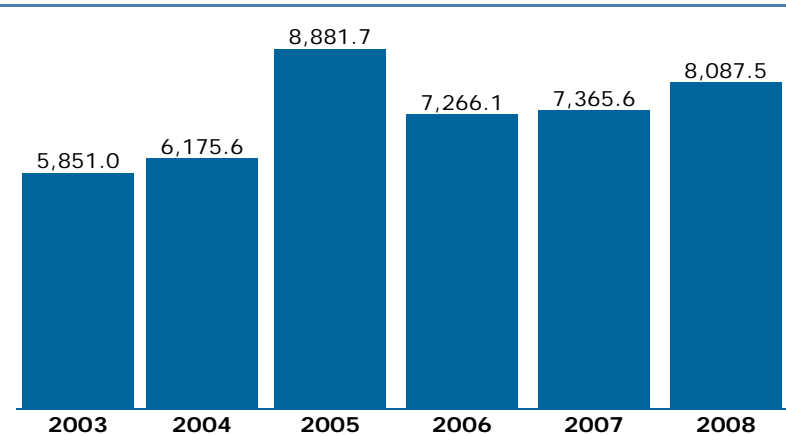
Cities	Miles
1. White River Jct., VT - New York, NY	262 mi
2. New York, NY - Brattleboro, VT	199 mi
3. New York, NY - Essex Jct., VT	356 mi
4. New York, NY - Amherst, MA	164 mi
5. Washington, DC - Essex Jct., VT	582 mi
6. Philadelphia, PA - Essex Jct., VT	447 mi
7. New York, NY - Montpelier, VT	324 mi
8. White River Jct., VT - Washington, DC	488 mi



**NATIONAL ASSOCIATION OF  
RAILROAD PASSENGERS**  
TRAINS: A TRAVEL CHOICE AMERICANS WANT

# Fact sheet: Amtrak's Regional Service - 5A

## Passengers using this service, 2003-2008 (in thousands)



## At a glance

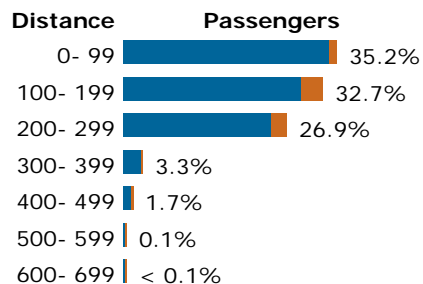
- Part of Amtrak's Northeast Corridor sector
- Direct service to/from 49 cities
- in 10 states
- Multiple trains daily
- Population of service area:  
Within 25 mi: 37,301,584  
Within 50 mi: 41,161,141
- Longest segment: Boston, MA - Newport News, VA (644 mi)

## Quick recap, 2008

	Coach/ Business	First/ Sleeper	Total
Passengers	7,406,096	681,363	8,087,459
Average trip	152 miles	177 miles	154 miles

## Trips by distance, 2008

Legend: ■ Coach/business ■ First/sleeper



## Top city pairs by ridership, 2008

Cities	Miles
1. Philadelphia, PA - New York, NY	91 mi
2. Washington, DC - New York, NY	226 mi
3. Washington, DC - Philadelphia, PA	135 mi
4. New York, NY - Boston, MA	231 mi
5. New York, NY - Baltimore, MD	185 mi
6. New York, NY - BWI Airport, MD	196 mi
7. Wilmington, DE - New York, NY	116 mi
8. Washington, DC - Baltimore, MD	41 mi

## Top city pairs by revenue, 2008

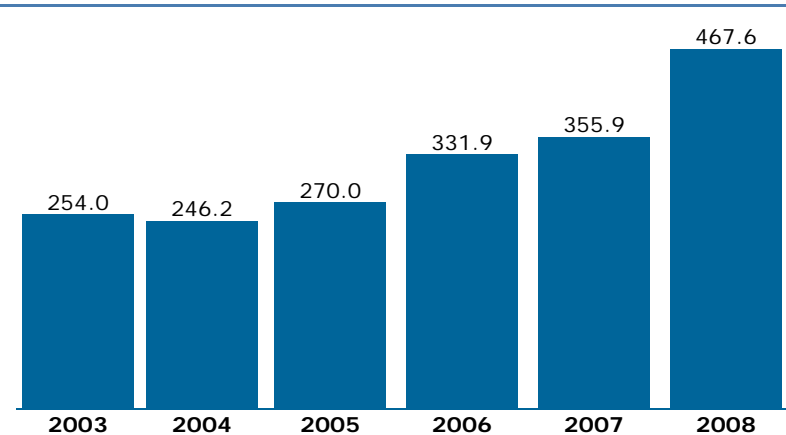
Cities	Miles
1. Washington, DC - New York, NY	226 mi
2. Philadelphia, PA - New York, NY	91 mi
3. Washington, DC - Philadelphia, PA	135 mi
4. New York, NY - Boston, MA	231 mi
5. New York, NY - Baltimore, MD	185 mi
6. New York, NY - BWI Airport, MD	196 mi
7. Wilmington, DE - New York, NY	116 mi
8. Washington, DC - Trenton, NJ	168 mi



**NATIONAL ASSOCIATION OF  
RAILROAD PASSENGERS**  
TRAINS: A TRAVEL CHOICE AMERICANS WANT

# Fact sheet: Amtrak's Downeaster service - 9

## Passengers using this service, 2003-2008 (in thousands)



## At a glance

- Part of Amtrak's State Supported sector
- Direct service to/from 10 cities
- in 3 states
- Multiple trains daily
- Population of service area:  
Within 25 mi: 4,851,582  
Within 50 mi: 7,552,614
- Longest segment: Boston-North, MA - Portland, ME (116 mi)

## Quick recap, 2008

	Coach	Business/ First Class	Total
Passengers	444,150	23,409	467,559
Average trip	76 miles	103 miles	78 miles

## Trips by distance, 2008

Legend: ■ Coach ■ Business/First

Distance	Passengers
0- 99	62.1%
100- 199	37.9%

## Top city pairs by ridership, 2008

Cities	Miles
1. Portland, ME - Boston-North, MA	116 mi
2. Exeter, NH - Boston-North, MA	51 mi
3. Durham-UNH, NH - Boston-North, MA	62 mi
4. Dover, NH - Boston-North, MA	68 mi
5. Wells, ME - Boston-North, MA	84 mi
6. Saco, ME - Boston-North, MA	100 mi
7. Haverhill, MA - Boston-North, MA	34 mi
8. Old Orchard Beach, ME - Boston-North, MA	104 mi

## Top city pairs by revenue, 2008

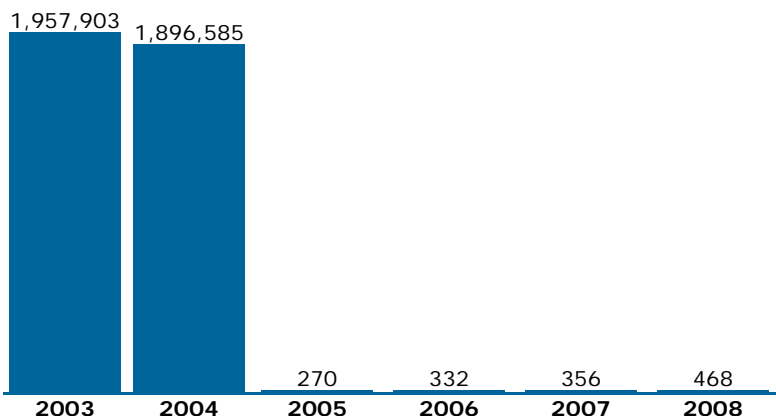
Cities	Miles
1. Portland, ME - Boston-North, MA	116 mi
2. Exeter, NH - Boston-North, MA	51 mi
3. Wells, ME - Boston-North, MA	84 mi
4. Durham-UNH, NH - Boston-North, MA	62 mi
5. Dover, NH - Boston-North, MA	68 mi
6. Saco, ME - Boston-North, MA	100 mi
7. Haverhill, MA - Boston-North, MA	34 mi
8. Old Orchard Beach, ME - Boston-North, MA	104 mi



**NATIONAL ASSOCIATION OF  
RAILROAD PASSENGERS**  
TRAINS: A TRAVEL CHOICE AMERICANS WANT

# Fact sheet: Amtrak's Clocker service - 13

## Passengers using this service, 2003-2008



## At a glance

- Part of Amtrak's Northeast Corridor sector
- Direct service to/from 9 cities
- in 3 states
- Discontinued 10/05
- Population of service area:  
Within 25 mi:  
Within 50 mi:
- Longest segment: New York, NY - Philadelphia, PA (91 mi)

## Trips by distance, 2008

Legend: ■ Coach/business ■ First/sleeper

### Distance Passengers

0- 99 |

## Quick recap, 2008

	Coach/ Business	First/ Sleeper	Total
Passengers			
Average trip	n/a	n/a	n/a

## Top city pairs by ridership, 2008

Cities	Miles
--------	-------

## Top city pairs by revenue, 2008

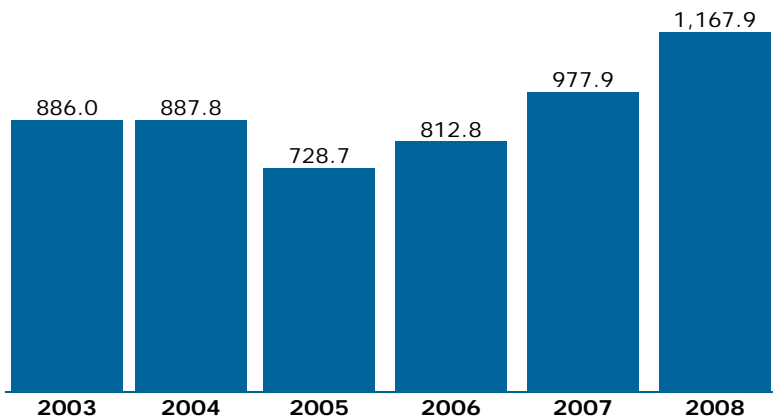
Cities	Miles
--------	-------



**NATIONAL ASSOCIATION OF  
RAILROAD PASSENGERS**  
TRAINS: A TRAVEL CHOICE AMERICANS WANT

# Fact sheet: Amtrak's Keystone service - 14

## Passengers using this service, 2003-2008 (in thousands)



## At a glance

- Part of Amtrak's State Supported sector
- Direct service to/from 21 cities
- in 3 states
- Multiple trains daily
- Population of service area:  
Within 25 mi: 22,400,481  
Within 50 mi: 28,473,741
- Longest segment: Harrisburg, PA - New York, NY (195 mi)

## Quick recap, 2008

	Coach	Business/ First Class	Total
Passengers	1,167,899		1,167,899
Average trip	87 miles	n/a	87 miles

## Trips by distance, 2008

Legend: ■ Coach ■ Business/First

Distance	Passengers
0- 99	60.8%
100- 199	39.2%

## Top city pairs by ridership, 2008

Cities	Miles
1. Philadelphia, PA - Lancaster, PA	67 mi
2. Philadelphia, PA - Harrisburg, PA	104 mi
3. New York, NY - Harrisburg, PA	195 mi
4. New York, NY - Lancaster, PA	158 mi
5. Lancaster, PA - Harrisburg, PA	37 mi
6. Paoli, PA - New York, NY	110 mi
7. Harrisburg, PA - Elizabethtown, PA	18 mi
8. Mount Joy, PA - Harrisburg, PA	25 mi

## Top city pairs by revenue, 2008

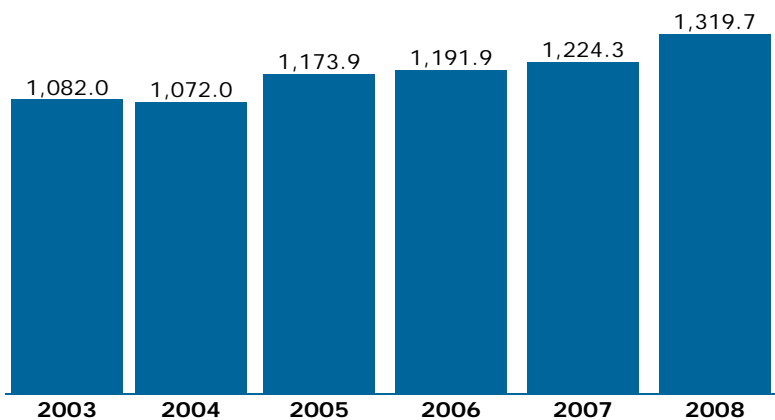
Cities	Miles
1. New York, NY - Harrisburg, PA	195 mi
2. New York, NY - Lancaster, PA	158 mi
3. Philadelphia, PA - Harrisburg, PA	104 mi
4. Philadelphia, PA - Lancaster, PA	67 mi
5. Paoli, PA - New York, NY	110 mi
6. New York, NY - Exton, PA	118 mi
7. New York, NY - Ardmore, PA	99 mi
8. New York, NY - Downingtown, PA	123 mi



**NATIONAL ASSOCIATION OF  
RAILROAD PASSENGERS**  
TRAINS: A TRAVEL CHOICE AMERICANS WANT

# Fact sheet: Amtrak's Empire service - 15A

## Passengers using this service, 2003-2008 (in thousands)



## At a glance

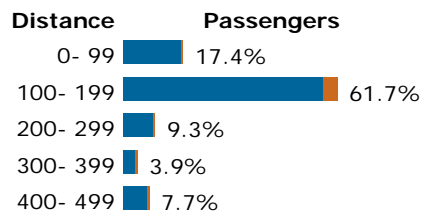
- Part of Amtrak's Medium Distance sector
- Direct service to/from 18 cities
- in 2 states
- Multiple trains daily
- Population of service area:  
Within 25 mi: 19,259,424  
Within 50 mi: 25,220,596
- Longest segment: Niagara Falls, ON - New York, NY (462 mi)

## Quick recap, 2008

	Coach	Business/ First Class	Total
Passengers	1,233,105	86,606	1,319,711
Average trip	170 miles	187 miles	172 miles

## Trips by distance, 2008

Legend: ■ Coach ■ Business/First



## Top city pairs by ridership, 2008

Cities	Miles
1. New York, NY - Albany-Rensselaer, NY	142 mi
2. Rhinecliff, NY - New York, NY	89 mi
3. New York, NY - Hudson, NY	114 mi
4. Syracuse, NY - New York, NY	285 mi
5. New York, NY - U.S.-Canadian border, NY	461 mi
6. Rochester, NY - New York, NY	371 mi
7. Poughkeepsie, NY - New York, NY	74 mi
8. Utica, NY - New York, NY	237 mi

## Top city pairs by revenue, 2008

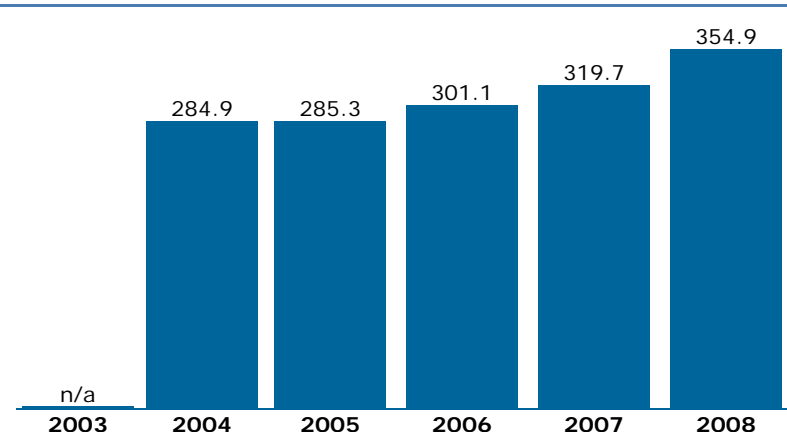
Cities	Miles
1. New York, NY - Albany-Rensselaer, NY	142 mi
2. New York, NY - Hudson, NY	114 mi
3. Rhinecliff, NY - New York, NY	89 mi
4. New York, NY - U.S.-Canadian border, NY	461 mi
5. Syracuse, NY - New York, NY	285 mi
6. Rochester, NY - New York, NY	371 mi
7. Utica, NY - New York, NY	237 mi
8. New York, NY - Buffalo, NY	432 mi



**NATIONAL ASSOCIATION OF  
RAILROAD PASSENGERS**  
TRAINS: A TRAVEL CHOICE AMERICANS WANT

# Fact sheet: Amtrak's Silver Star service - 16

## Passengers using this service, 2003-2008 (in thousands)



## At a glance

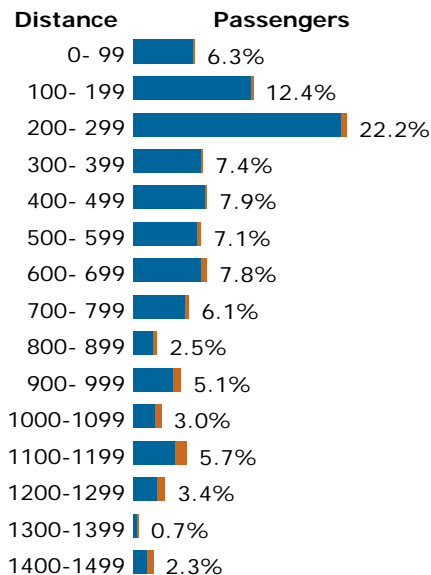
- Part of Amtrak's Long Distance sector
- Direct service to/from 37 cities
- in 11 states
- Daily service
- Population of service area:  
Within 25 mi: 41,237,096  
Within 50 mi: 53,862,138
- Longest segment: Miami, FL - New York, NY (1,480 mi)

## Quick recap, 2008

	Coach/ Business	First/ Sleeper	Total
Passengers	324,361	30,547	354,908
Average trip	492 miles	881 miles	525 miles
Average fare	\$ 61.00	\$236.00	\$ 76.00
Average yield, per mile	12.4¢	26.7¢	14.5¢

## Trips by distance, 2008

Legend: ■ Coach/business ■ First/sleeper



## Top city pairs by ridership, 2008

Cities	Miles
1. Tampa, FL - Miami, FL	257 mi
2. West Palm Beach, FL - Tampa, FL	192 mi
3. Tampa, FL - Fort Lauderdale, FL	235 mi
4. Raleigh, NC - Orlando, FL	636 mi
5. Orlando, FL - New York, NY	1167 mi
6. Tampa, FL - Orlando, FL	56 mi
7. Raleigh, NC - New York, NY	531 mi
8. New York, NY - Columbia, SC	734 mi

## Top city pairs by revenue, 2008

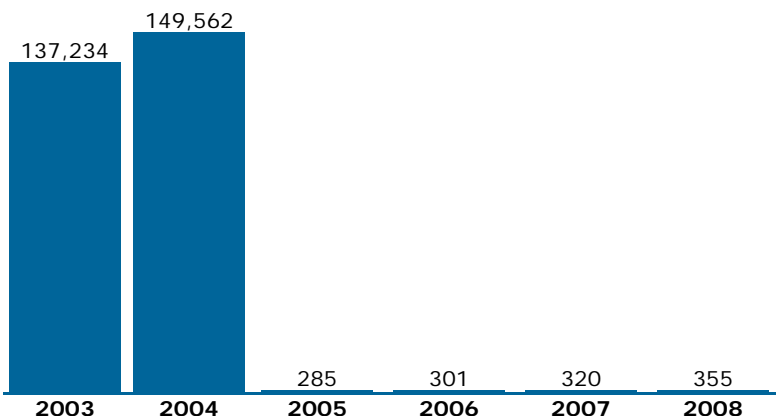
Cities	Miles
1. Orlando, FL - New York, NY	1167 mi
2. Tampa, FL - New York, NY	1223 mi
3. New York, NY - Columbia, SC	734 mi
4. Raleigh, NC - New York, NY	531 mi
5. Washington, DC - Orlando, FL	942 mi
6. Tampa, FL - Miami, FL	257 mi
7. Washington, DC - Columbia, SC	509 mi
8. Washington, DC - Tampa, FL	998 mi



**NATIONAL ASSOCIATION OF  
RAILROAD PASSENGERS**  
TRAINS: A TRAVEL CHOICE AMERICANS WANT

# Fact sheet: Amtrak's Three Rivers service - 17

## Passengers using this service, 2003-2008



## At a glance

- Part of Amtrak's Long Distance sector
- Direct service to/from 20 cities
- in 6 states
- Discontinued 3/05
- Population of service area:  
Within 25 mi:  
Within 50 mi:
- Longest segment: Chicago, IL - New York, NY (908 mi)

## Trips by distance, 2008

Legend: ■ Coach/business ■ First/sleeper

**Distance Passengers**  
0- 99 |

## Quick recap, 2008

	Coach/ Business	First/ Sleeper	Total
Passengers			
Average trip	n/a	n/a	n/a
Average fare	n/a	n/a	n/a
Average yield, per mile	n/a	n/a	n/a

## Top city pairs by ridership, 2008

Cities	Miles
--------	-------

## Top city pairs by revenue, 2008

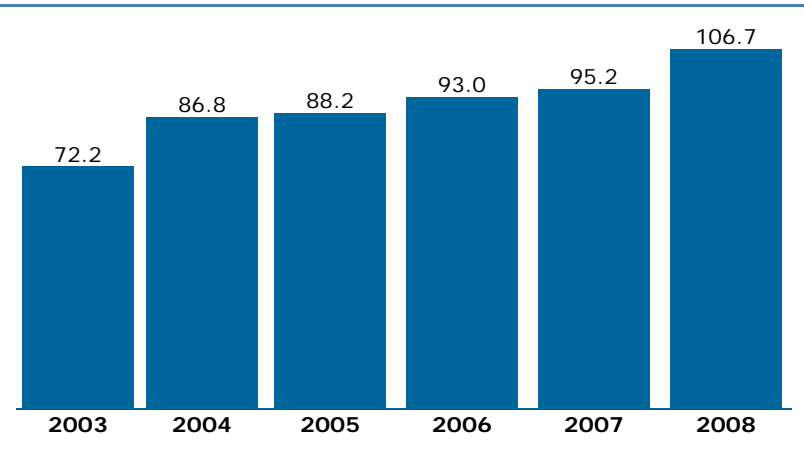
Cities	Miles
--------	-------



**NATIONAL ASSOCIATION OF  
RAILROAD PASSENGERS**  
TRAINS: A TRAVEL CHOICE AMERICANS WANT

# Fact sheet: Amtrak's Cardinal service - 18

## Passengers using this service, 2003-2008 (in thousands)



## At a glance

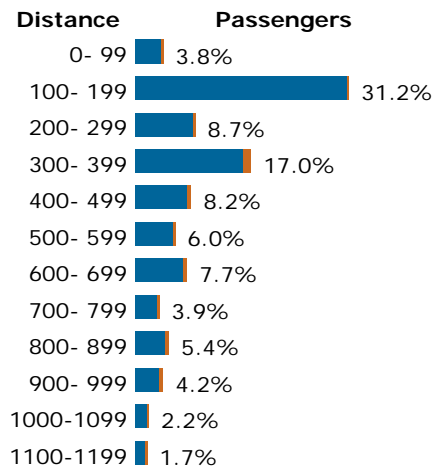
- Part of Amtrak's Long Distance sector
- Direct service to/from 33 cities
- in 12 states
- 3 trains/wk
- Population of service area:  
Within 25 mi: 38,878,221  
Within 50 mi: 51,990,016
- Longest segment: Chicago, IL - New York, NY (1,146 mi)

## Quick recap, 2008

	Coach/ Business	First/ Sleeper	Total
Passengers	99,855	6,855	106,710
Average trip	390 miles	613 miles	404 miles
Average fare	\$ 50.00	\$202.00	\$ 60.00
Average yield, per mile	12.8¢	32.9¢	14.7¢

## Trips by distance, 2008

Legend: ■ Coach/business ■ First/sleeper



## Top city pairs by ridership, 2008

Cities	Miles
1. Indianapolis, IN - Chicago, IL	196 mi
2. Lafayette, IN - Chicago, IL	122 mi
3. Cincinnati, OH - Chicago, IL	319 mi
4. Washington, DC - Charlottesville, VA	114 mi
5. Charlottesville, VA - Chicago, IL	807 mi
6. Washington, DC - Chicago, IL	921 mi
7. New York, NY - Charlottesville, VA	339 mi
8. Washington, DC - Cincinnati, OH	602 mi

## Top city pairs by revenue, 2008

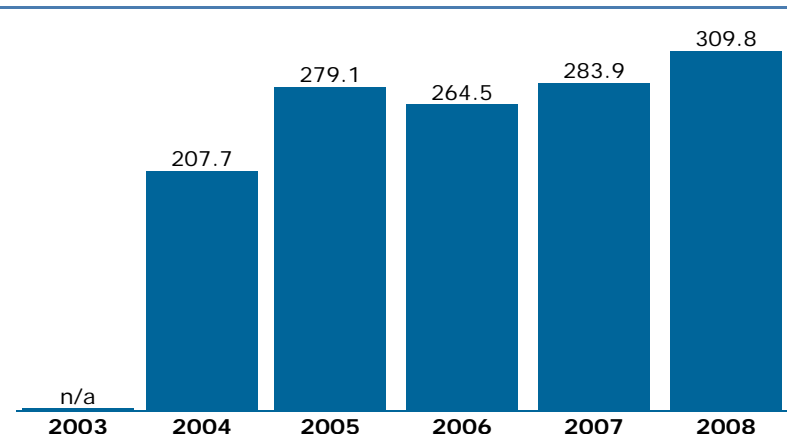
Cities	Miles
1. Cincinnati, OH - Chicago, IL	319 mi
2. Washington, DC - Chicago, IL	921 mi
3. Charlottesville, VA - Chicago, IL	807 mi
4. New York, NY - Charlottesville, VA	339 mi
5. Indianapolis, IN - Chicago, IL	196 mi
6. Philadelphia, PA - Chicago, IL	1056 mi
7. Lafayette, IN - Chicago, IL	122 mi
8. Charleston, WV - Chicago, IL	528 mi



**NATIONAL ASSOCIATION OF  
RAILROAD PASSENGERS**  
TRAINS: A TRAVEL CHOICE AMERICANS WANT

# Fact sheet: Amtrak's Silver Meteor service - 19

## Passengers using this service, 2003-2008 (in thousands)



## At a glance

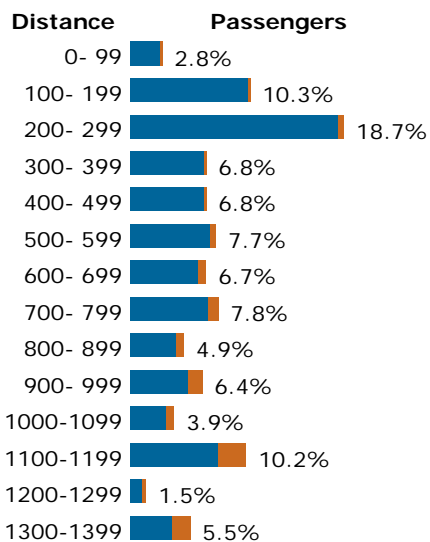
- Part of Amtrak's Long Distance sector
- Direct service to/from 33 cities
- in 11 states
- Daily service
- Population of service area:  
Within 25 mi: 38,307,368  
Within 50 mi: 50,920,521
- Longest segment: Miami, FL - New York, NY (1,389 mi)

## Quick recap, 2008

	Coach/ Business	First/ Sleeper	Total
Passengers	275,020	34,828	309,848
Average trip	572 miles	924 miles	612 miles
Average fare	\$ 75.00	\$269.00	\$ 96.00
Average yield, per mile	13.0¢	29.1¢	15.8¢

## Trips by distance, 2008

Legend: ■ Coach/business ■ First/sleeper



## Top city pairs by ridership, 2008

Cities	Miles
1. Orlando, FL - New York, NY	1127 mi
2. Washington, DC - Orlando, FL	902 mi
3. Orlando, FL - Miami, FL	262 mi
4. New York, NY - Charleston, SC	726 mi
5. West Palm Beach, FL - Orlando, FL	198 mi
6. Savannah, GA - New York, NY	828 mi
7. Orlando, FL - Fort Lauderdale, FL	241 mi
8. New York, NY - Jacksonville, FL	977 mi

## Top city pairs by revenue, 2008

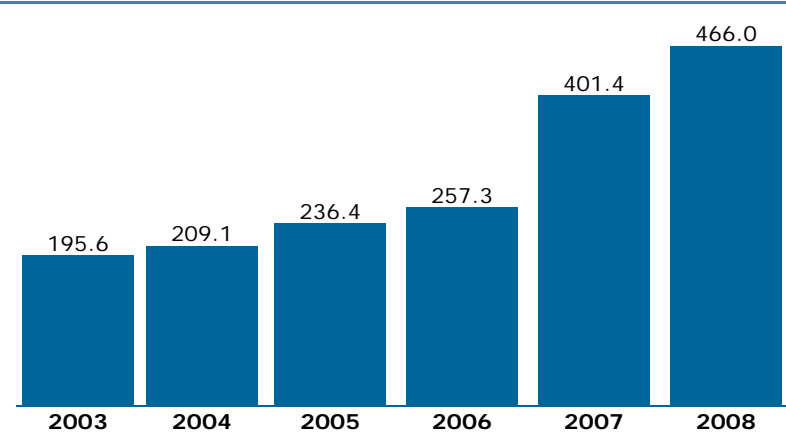
Cities	Miles
1. Orlando, FL - New York, NY	1127 mi
2. Washington, DC - Orlando, FL	902 mi
3. New York, NY - Charleston, SC	726 mi
4. New York, NY - Miami, FL	1389 mi
5. Savannah, GA - New York, NY	828 mi
6. New York, NY - Jacksonville, FL	977 mi
7. Philadelphia, PA - Orlando, FL	1036 mi
8. West Palm Beach, FL - New York, NY	1325 mi



**NATIONAL ASSOCIATION OF  
RAILROAD PASSENGERS**  
TRAINS: A TRAVEL CHOICE AMERICANS WANT

# Fact sheet: Amtrak's Lincoln Service service - 20

## Passengers using this service, 2003-2008 (in thousands)



## At a glance

- Part of Amtrak's State Supported sector
- Direct service to/from 11 cities
- in 2 states
- Multiple trains daily
- Population of service area:  
Within 25 mi: 9,888,543  
Within 50 mi: 13,233,543
- Longest segment: Chicago, IL - St. Louis, MO (284 mi)

## Quick recap, 2008

	Coach	Business/ First Class	Total
Passengers	437,595	28,373	465,968
Average trip	179 miles	208 miles	181 miles

## Trips by distance, 2008

Legend: ■ Coach ■ Business/First

Distance	Passengers
0- 99	13.6%
100- 199	52.9%
200- 299	33.5%

## Top city pairs by ridership, 2008

Cities	Miles
1. Chicago, IL - Normal, IL	124 mi
2. St. Louis, MO - Chicago, IL	284 mi
3. Springfield, IL - Chicago, IL	185 mi
4. Chicago, IL - Alton, IL	257 mi
5. St. Louis, MO - Normal, IL	160 mi
6. St. Louis, MO - Springfield, IL	99 mi
7. Lincoln, IL - Chicago, IL	156 mi
8. St. Louis, MO - Joliet, IL	247 mi

## Top city pairs by revenue, 2008

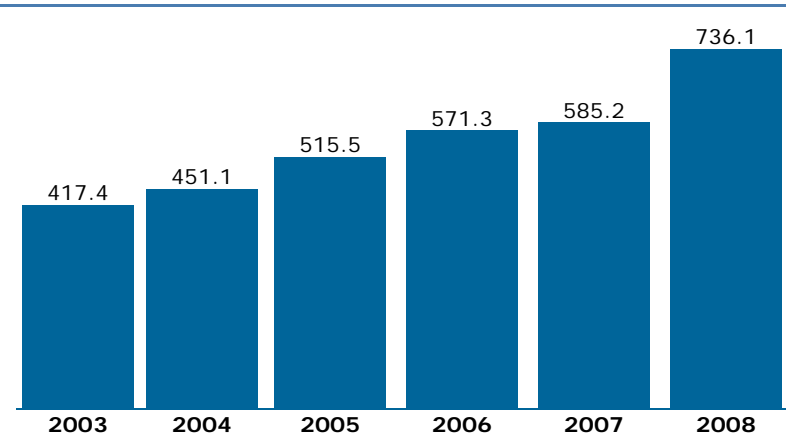
Cities	Miles
1. St. Louis, MO - Chicago, IL	284 mi
2. Springfield, IL - Chicago, IL	185 mi
3. Chicago, IL - Normal, IL	124 mi
4. Chicago, IL - Alton, IL	257 mi
5. St. Louis, MO - Joliet, IL	247 mi
6. St. Louis, MO - Normal, IL	160 mi
7. Lincoln, IL - Chicago, IL	156 mi
8. St. Louis, MO - Springfield, IL	99 mi



**NATIONAL ASSOCIATION OF  
RAILROAD PASSENGERS**  
TRAINS: A TRAVEL CHOICE AMERICANS WANT

# Fact sheet: Amtrak's Hiawatha service - 21

## Passengers using this service, 2003-2008 (in thousands)



## At a glance

- Part of Amtrak's State Supported sector
- Direct service to/from 5 cities
- in 2 states
- Multiple trains daily
- Population of service area:  
Within 25 mi: 8,658,049  
Within 50 mi: 11,020,282
- Longest segment: Chicago, IL - Milwaukee, WI (86 mi)

## Trips by distance, 2008

Legend: ■ Coach ■ Business/First



## Quick recap, 2008

	Coach	Business/ First Class	Total
Passengers	736,149		736,149
Average trip	79 miles	n/a	79 miles

## Top city pairs by ridership, 2008

Cities	Miles
1. Milwaukee, WI - Chicago, IL	86 mi
2. Milwaukee--Airport, WI - Chicago, IL	78 mi
3. Sturtevant, WI - Chicago, IL	62 mi
4. Milwaukee, WI - Glenview, IL	68 mi
5. Sturtevant, WI - Milwaukee, WI	24 mi
6. Milwaukee--Airport, WI - Glenview, IL	60 mi
7. Sturtevant, WI - Glenview, IL	44 mi
8. Glenview, IL - Chicago, IL	18 mi

## Top city pairs by revenue, 2008

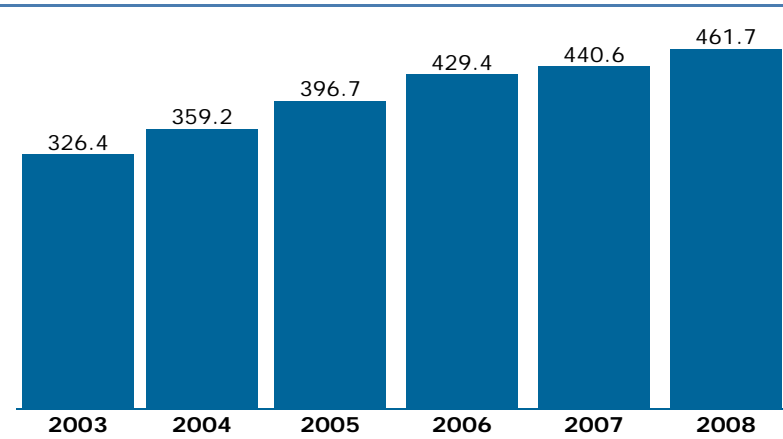
Cities	Miles
1. Milwaukee, WI - Chicago, IL	86 mi
2. Milwaukee--Airport, WI - Chicago, IL	78 mi
3. Sturtevant, WI - Chicago, IL	62 mi
4. Milwaukee, WI - Glenview, IL	68 mi
5. Milwaukee--Airport, WI - Glenview, IL	60 mi
6. Sturtevant, WI - Milwaukee, WI	24 mi
7. Sturtevant, WI - Glenview, IL	44 mi
8. Glenview, IL - Chicago, IL	18 mi



**NATIONAL ASSOCIATION OF  
RAILROAD PASSENGERS**  
TRAINS: A TRAVEL CHOICE AMERICANS WANT

## Fact sheet: Amtrak's Michigan service - 22

### Passengers using this service, 2003-2008 (in thousands)



### At a glance

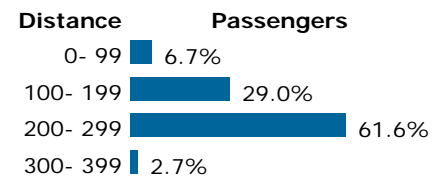
- Part of Amtrak's Medium Distance sector
- Direct service to/from 17 cities
- in 3 states
- Multiple trains daily
- Population of service area:  
Within 25 mi: 12,592,707  
Within 50 mi: 17,922,104
- Longest segment: Chicago, IL - Pontiac, MI (304 mi)

### Quick recap, 2008

	Coach	Business/ First Class	Total
Passengers	434,335	27,352	461,687
Average trip	211 miles	227 miles	212 miles

### Trips by distance, 2008

Legend: ■ Coach ■ Business/First



### Top city pairs by ridership, 2008

Cities	Miles
1. Chicago, IL - Ann Arbor, MI	243 mi
2. Kalamazoo, MI - Chicago, IL	138 mi
3. Dearborn, MI - Chicago, IL	273 mi
4. Detroit, MI - Chicago, IL	281 mi
5. Chicago, IL - Battle Creek, MI	160 mi
6. Royal Oak, MI - Chicago, IL	292 mi
7. Jackson, MI - Chicago, IL	205 mi
8. Chicago, IL - Birmingham, MI	296 mi

### Top city pairs by revenue, 2008

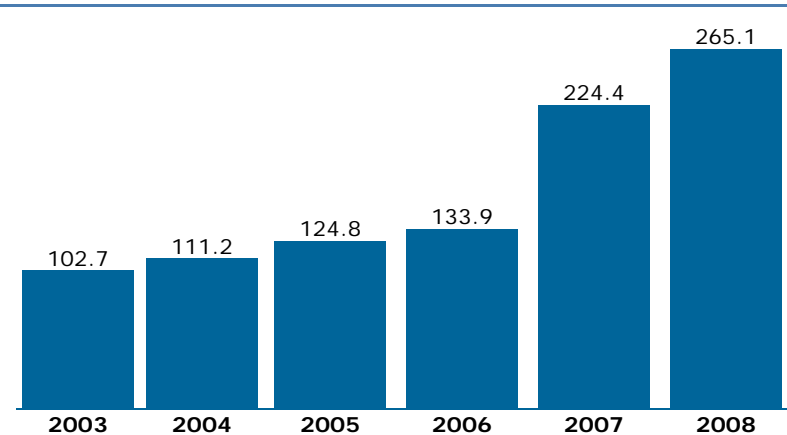
Cities	Miles
1. Chicago, IL - Ann Arbor, MI	243 mi
2. Dearborn, MI - Chicago, IL	273 mi
3. Kalamazoo, MI - Chicago, IL	138 mi
4. Detroit, MI - Chicago, IL	281 mi
5. Chicago, IL - Battle Creek, MI	160 mi
6. Royal Oak, MI - Chicago, IL	292 mi
7. Jackson, MI - Chicago, IL	205 mi
8. Chicago, IL - Birmingham, MI	296 mi



**NATIONAL ASSOCIATION OF  
RAILROAD PASSENGERS**  
TRAINS: A TRAVEL CHOICE AMERICANS WANT

# Fact sheet: Amtrak's Illini/Saluki service - 23

## Passengers using this service, 2003-2008 (in thousands)



## At a glance

- Part of Amtrak's State Supported sector
- Direct service to/from 11 cities
- in 1 state
- Multiple trains daily
- Population of service area:  
Within 25 mi: 7,504,358  
Within 50 mi: 10,996,751
- Longest segment: Carbondale, IL - Chicago, IL (310 mi)

## Quick recap, 2008

	Coach	Business/ First Class	Total
Passengers	249,969	15,141	265,110
Average trip	185 miles	240 miles	188 miles

## Trips by distance, 2008

Legend: ■ Coach ■ Business/First

Distance	Passengers
0- 99	7.4%
100- 199	54.3%
200- 299	16.0%
300- 399	22.3%

## Top city pairs by ridership, 2008

Cities	Miles
1. Champaign, IL - Chicago, IL	129 mi
2. Chicago, IL - Carbondale, IL	310 mi
3. Mattoon, IL - Chicago, IL	174 mi
4. Champaign, IL - Carbondale, IL	181 mi
5. Effingham, IL - Chicago, IL	201 mi
6. Homewood, IL - Carbondale, IL	285 mi
7. Chicago, IL - Centralia, IL	254 mi
8. Homewood, IL - Champaign, IL	104 mi

## Top city pairs by revenue, 2008

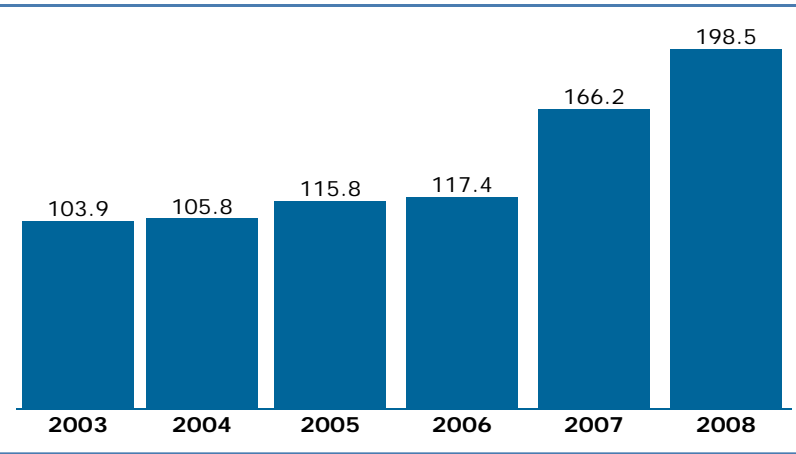
Cities	Miles
1. Chicago, IL - Carbondale, IL	310 mi
2. Champaign, IL - Chicago, IL	129 mi
3. Homewood, IL - Carbondale, IL	285 mi
4. Mattoon, IL - Chicago, IL	174 mi
5. Effingham, IL - Chicago, IL	201 mi
6. Chicago, IL - Centralia, IL	254 mi
7. Champaign, IL - Carbondale, IL	181 mi
8. Du Quoin, IL - Chicago, IL	289 mi



**NATIONAL ASSOCIATION OF  
RAILROAD PASSENGERS**  
TRAINS: A TRAVEL CHOICE AMERICANS WANT

# Fact sheet: Amtrak's IL Zephyr/Carl Sandburg service - 24

## Passengers using this service, 2003-2008 (in thousands)



## At a glance

- Part of Amtrak's State Supported sector
- Direct service to/from 10 cities
- in 1 state
- Multiple trains daily
- Population of service area:  
Within 25 mi: 7,991,618  
Within 50 mi: 10,853,528
- Longest segment: Chicago, IL - Quincy, IL (258 mi)

## Quick recap, 2008

	Coach	Business/ First Class	Total
Passengers	189,653	8,875	198,528
Average trip	169 miles	207 miles	171 miles

## Trips by distance, 2008

Legend: ■ Coach ■ Business/First

Distance	Passengers
0- 99	12.8%
100- 199	47.1%
200- 299	40.1%

## Top city pairs by ridership, 2008

Cities	Miles
1. Macomb, IL - Chicago, IL	202 mi
2. Galesburg, IL - Chicago, IL	162 mi
3. Quincy, IL - Chicago, IL	258 mi
4. Naperville, IL - Macomb, IL	174 mi
5. Princeton, IL - Chicago, IL	104 mi
6. Mendota, IL - Chicago, IL	83 mi
7. Kewanee, IL - Chicago, IL	131 mi
8. Quincy, IL - Naperville, IL	230 mi

## Top city pairs by revenue, 2008

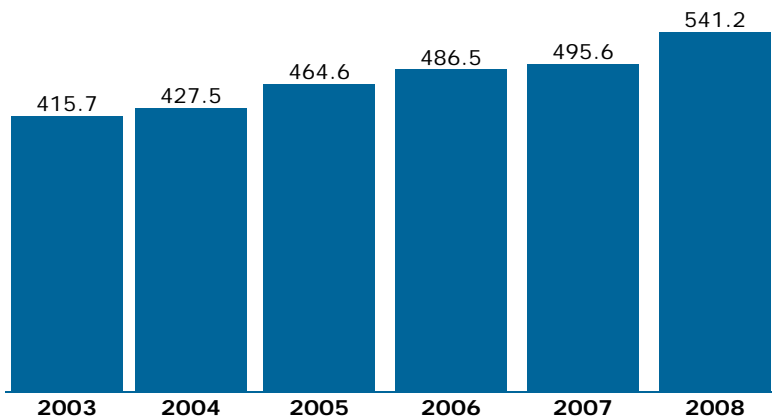
Cities	Miles
1. Quincy, IL - Chicago, IL	258 mi
2. Macomb, IL - Chicago, IL	202 mi
3. Galesburg, IL - Chicago, IL	162 mi
4. Naperville, IL - Macomb, IL	174 mi
5. Princeton, IL - Chicago, IL	104 mi
6. Quincy, IL - Naperville, IL	230 mi
7. Kewanee, IL - Chicago, IL	131 mi
8. Macomb, IL - La Grange, IL	188 mi



**NATIONAL ASSOCIATION OF  
RAILROAD PASSENGERS**  
TRAINS: A TRAVEL CHOICE AMERICANS WANT

# Fact sheet: Amtrak's Empire Builder service - 25

## Passengers using this service, 2003-2008 (in thousands)



## At a glance

- Part of Amtrak's Long Distance sector
- Direct service to/from 45 cities
- in 8 states
- Daily service
- Population of service area:  
Within 25 mi: 17,873,794  
Within 50 mi: 24,289,322
- Longest segment: Chicago, IL - Portland, OR (2,257 mi)

## Quick recap, 2008

	Coach/ Business	First/ Sleeper	Total
Passengers	453,346	87,825	541,171
Average trip	629 miles	1326 miles	742 miles
Average fare	\$ 77.00	\$270.00	\$108.00
Average yield, per mile	12.2¢	20.4¢	14.5¢

## Top city pairs by ridership, 2008

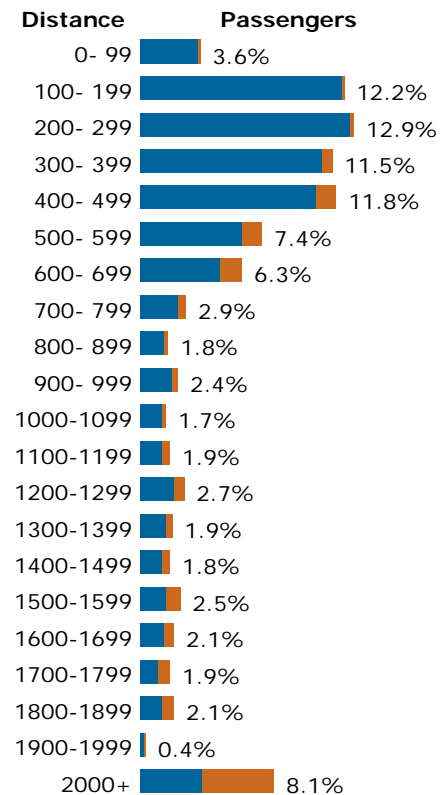
Cities	Miles
1. St. Paul, MN - Chicago, IL	417 mi
2. Seattle, WA - Chicago, IL	2206 mi
3. St. Paul, MN - Minot, ND	518 mi
4. Portland, OR - Chicago, IL	2257 mi
5. La Crosse, WI - Chicago, IL	281 mi
6. Pasco, WA - Portland, OR	232 mi
7. Winona, MN - Chicago, IL	308 mi
8. St. Paul, MN - Milwaukee, WI	331 mi

## Top city pairs by revenue, 2008

Cities	Miles
1. Seattle, WA - Chicago, IL	2206 mi
2. Portland, OR - Chicago, IL	2257 mi
3. St. Paul, MN - Chicago, IL	417 mi
4. Whitefish, MT - Chicago, IL	1620 mi
5. Seattle, WA - St. Paul, MN	1789 mi
6. East Glacier, MT - Chicago, IL	1542 mi
7. Portland, OR - St. Paul, MN	1840 mi
8. Whitefish, MT - Seattle, WA	586 mi

## Trips by distance, 2008

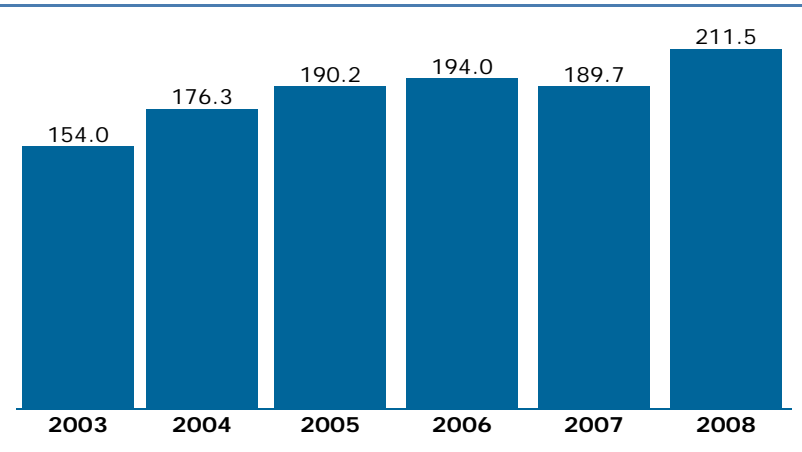
Legend: ■ Coach/business ■ First/sleeper



**NATIONAL ASSOCIATION OF  
RAILROAD PASSENGERS**  
TRAINS: A TRAVEL CHOICE AMERICANS WANT

# Fact sheet: Amtrak's Capitol Limited service - 26

## Passengers using this service, 2003-2008 (in thousands)



## At a glance

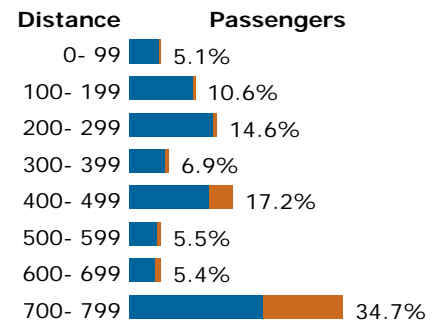
- Part of Amtrak's Long Distance sector
- Direct service to/from 16 cities
- in 7 states
- Daily service
- Population of service area:  
Within 25 mi: 18,092,164  
Within 50 mi: 28,727,694
- Longest segment: Chicago, IL - Washington, DC (764 mi)

## Quick recap, 2008

	Coach/ Business	First/ Sleeper	Total
Passengers	167,227	44,252	211,479
Average trip	447 miles	653 miles	490 miles
Average fare	\$ 54.00	\$185.00	\$ 81.00
Average yield, per mile	12.0¢	28.3¢	16.5¢

## Trips by distance, 2008

Legend: ■ Coach/business ■ First/sleeper



## Top city pairs by ridership, 2008

Cities	Miles
1. Washington, DC - Chicago, IL	764 mi
2. Pittsburgh, PA - Chicago, IL	481 mi
3. Washington, DC - Pittsburgh, PA	283 mi
4. Washington, DC - Toledo, OH	530 mi
5. Toledo, OH - Chicago, IL	234 mi
6. Washington, DC - Cumberland, MD	135 mi
7. Cleveland, OH - Chicago, IL	341 mi
8. Waterloo, IN - Chicago, IL	156 mi

## Top city pairs by revenue, 2008

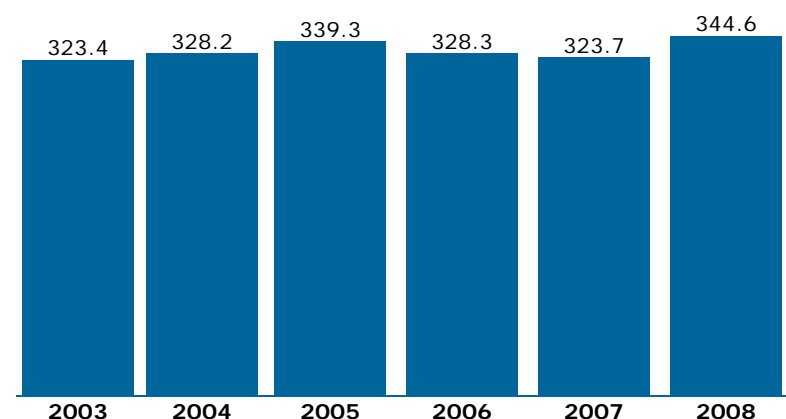
Cities	Miles
1. Washington, DC - Chicago, IL	764 mi
2. Pittsburgh, PA - Chicago, IL	481 mi
3. Washington, DC - Toledo, OH	530 mi
4. Washington, DC - Pittsburgh, PA	283 mi
5. Cleveland, OH - Chicago, IL	341 mi
6. Washington, DC - Cleveland, OH	423 mi
7. Toledo, OH - Chicago, IL	234 mi
8. Washington, DC - South Bend, IN	680 mi



**NATIONAL ASSOCIATION OF  
RAILROAD PASSENGERS**  
TRAINS: A TRAVEL CHOICE AMERICANS WANT

# Fact sheet: Amtrak's California Zephyr service - 27

## Passengers using this service, 2003-2008 (in thousands)



## At a glance

- Part of Amtrak's Long Distance sector
- Direct service to/from 35 cities
- in 7 states
- Daily service
- Population of service area:  
Within 25 mi: 19,256,352  
Within 50 mi: 27,538,905
- Longest segment: Chicago, IL - Emeryville, CA (2,428 mi)

## Quick recap, 2008

	Coach/ Business	First/ Sleeper	Total
Passengers	281,879	62,734	344,613
Average trip	653 miles	1378 miles	785 miles
Average fare	\$ 71.00	\$296.00	\$112.00
Average yield, per mile	10.8¢	21.4¢	14.2¢

## Top city pairs by ridership, 2008

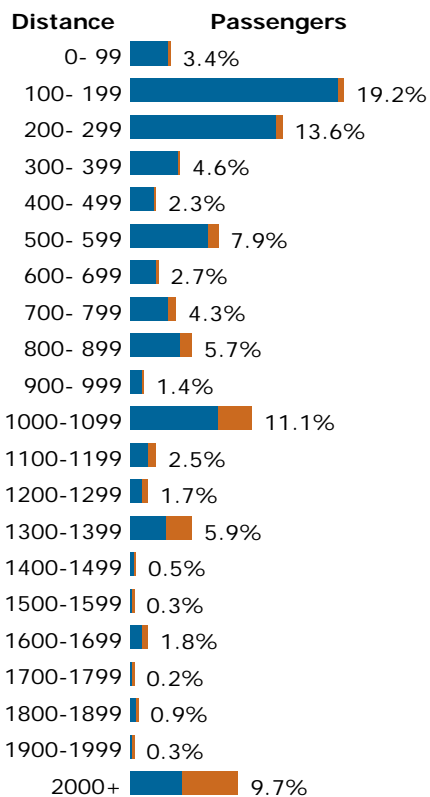
Cities	Miles
1. Denver, CO - Chicago, IL	1037 mi
2. Glenwood Springs, CO - Denver, CO	185 mi
3. Sacramento, CA - Reno, NV	151 mi
4. Emeryville, CA - Chicago, IL	2428 mi
5. Reno, NV - Emeryville, CA	229 mi
6. Grand Junction, CO - Denver, CO	274 mi
7. Omaha, NE - Denver, CO	536 mi
8. Emeryville, CA - Denver, CO	1391 mi

## Top city pairs by revenue, 2008

Cities	Miles
1. Emeryville, CA - Chicago, IL	2428 mi
2. Denver, CO - Chicago, IL	1037 mi
3. Sacramento, CA - Chicago, IL	2350 mi
4. Emeryville, CA - Denver, CO	1391 mi
5. Reno, NV - Chicago, IL	2199 mi
6. Sacramento, CA - Denver, CO	1313 mi
7. Salt Lake City, UT - Chicago, IL	1607 mi
8. Glenwood Springs, CO - Denver, CO	185 mi

## Trips by distance, 2008

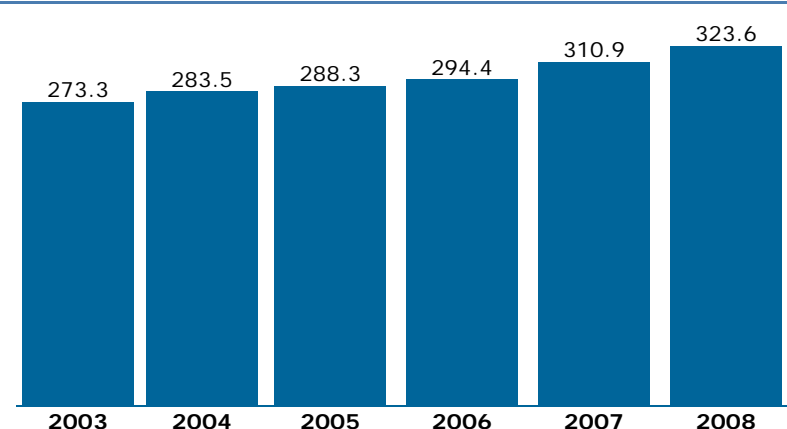
Legend: ■ Coach/business ■ First/sleeper



**NATIONAL ASSOCIATION OF  
RAILROAD PASSENGERS**  
TRAINS: A TRAVEL CHOICE AMERICANS WANT

# Fact sheet: Amtrak's Southwest Chief service - 28

## Passengers using this service, 2003-2008 (in thousands)



## Quick recap, 2008

	Coach/ Business	First/ Sleeper	Total
Passengers	266,212	57,393	323,605
Average trip	833 miles	1447 miles	942 miles
Average fare	\$ 81.00	\$330.00	\$125.00
Average yield, per mile	9.7¢	22.8¢	13.3¢

## Top city pairs by ridership, 2008

Cities	Miles
1. Los Angeles, CA - Chicago, IL	2256 mi
2. Kansas City, MO - Chicago, IL	437 mi
3. Los Angeles, CA - Albuquerque, NM	924 mi
4. Flagstaff, AZ - Chicago, IL	1691 mi
5. Los Angeles, CA - Flagstaff, AZ	565 mi
6. Chicago, IL - Albuquerque, NM	1332 mi
7. Galesburg, IL - Chicago, IL	162 mi
8. Fullerton, CA - Albuquerque, NM	898 mi

## Top city pairs by revenue, 2008

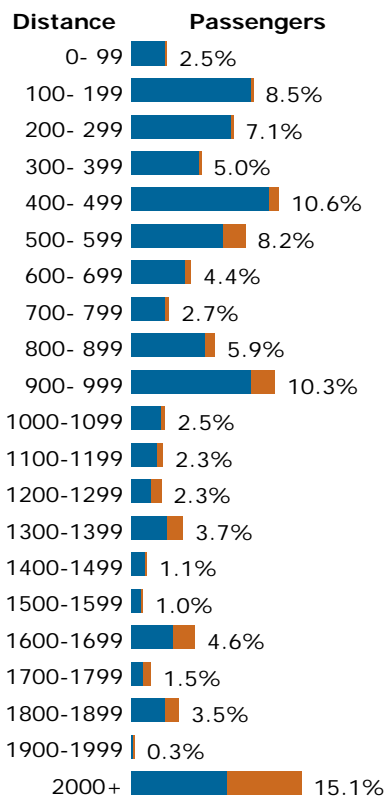
Cities	Miles
1. Los Angeles, CA - Chicago, IL	2256 mi
2. Flagstaff, AZ - Chicago, IL	1691 mi
3. Los Angeles, CA - Albuquerque, NM	924 mi
4. Chicago, IL - Albuquerque, NM	1332 mi
5. Kansas City, MO - Chicago, IL	437 mi
6. Los Angeles, CA - Kansas City, MO	1819 mi
7. Los Angeles, CA - Flagstaff, AZ	565 mi
8. Kingman, AZ - Chicago, IL	1864 mi

## At a glance

- Part of Amtrak's Long Distance sector
- Direct service to/from 33 cities
- in 8 states
- Daily service
- Population of service area:  
Within 25 mi: 25,019,213  
Within 50 mi: 31,237,152
- Longest segment: Chicago, IL - Los Angeles, CA (2,256 mi)

## Trips by distance, 2008

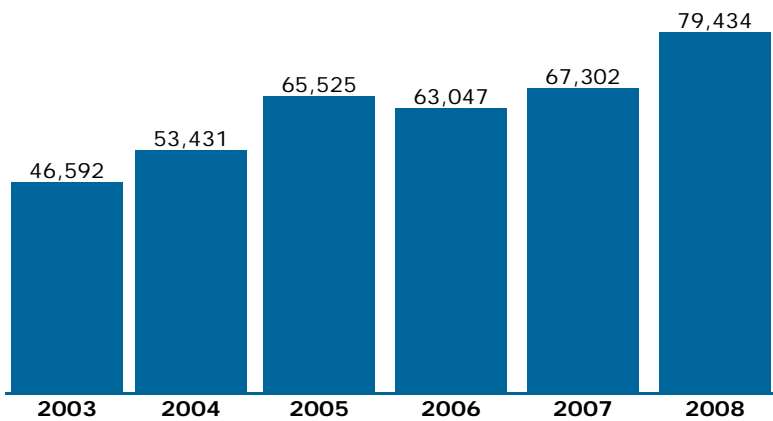
Legend: ■ Coach/business ■ First/sleeper



**NATIONAL ASSOCIATION OF  
RAILROAD PASSENGERS**  
TRAINS: A TRAVEL CHOICE AMERICANS WANT

# Fact sheet: Amtrak's Heartland Flyer service - 29

## Passengers using this service, 2003-2008



## At a glance

- Part of Amtrak's State Supported sector
- Direct service to/from 7 cities
- in 2 states
- Daily service
- Population of service area:  
Within 25 mi: 5,720,592  
Within 50 mi: 6,883,746
- Longest segment: Fort Worth, TX - Oklahoma City, OK (206 mi)

## Quick recap, 2008

	Coach	Business/ First Class	Total
Passengers	79,434		79,434
Average trip	172 miles	n/a	172 miles

## Trips by distance, 2008

Legend: ■ Coach ■ Business/First

Distance	Passengers
0- 99	10.2%
100- 199	31.8%
200- 299	58.0%

## Top city pairs by ridership, 2008

Cities	Miles
1. Oklahoma City, OK - Fort Worth, TX	206 mi
2. Norman, OK - Fort Worth, TX	186 mi
3. Oklahoma City, OK - Gainesville, TX	141 mi
4. Fort Worth, TX - Ardmore, OK	104 mi
5. Pauls Valley, OK - Fort Worth, TX	149 mi
6. Oklahoma City, OK - Ardmore, OK	102 mi
7. Gainesville, TX - Fort Worth, TX	65 mi
8. Purcell, OK - Fort Worth, TX	171 mi

## Top city pairs by revenue, 2008

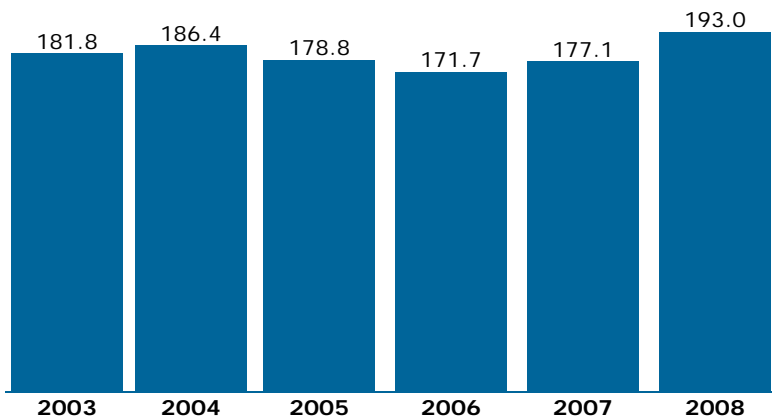
Cities	Miles
1. Oklahoma City, OK - Fort Worth, TX	206 mi
2. Norman, OK - Fort Worth, TX	186 mi
3. Oklahoma City, OK - Gainesville, TX	141 mi
4. Pauls Valley, OK - Fort Worth, TX	149 mi
5. Fort Worth, TX - Ardmore, OK	104 mi
6. Oklahoma City, OK - Ardmore, OK	102 mi
7. Purcell, OK - Fort Worth, TX	171 mi
8. Gainesville, TX - Fort Worth, TX	65 mi



**NATIONAL ASSOCIATION OF  
RAILROAD PASSENGERS**  
TRAINS: A TRAVEL CHOICE AMERICANS WANT

# Fact sheet: Amtrak's City of New Orleans service - 30

## Passengers using this service, 2003-2008 (in thousands)



## At a glance

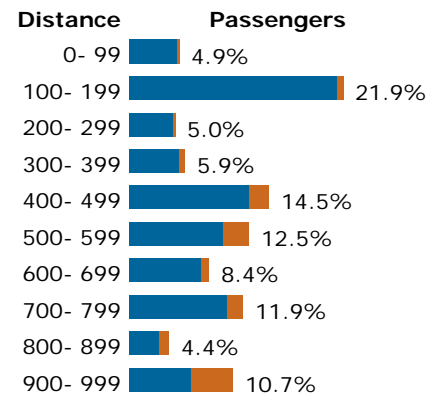
- Part of Amtrak's Long Distance sector
- Direct service to/from 19 cities
- in 5 states
- Daily service
- Population of service area:  
Within 25 mi: 10,647,830  
Within 50 mi: 16,437,101
- Longest segment: Chicago, IL - New Orleans, LA (926 mi)

## Quick recap, 2008

	Coach/ Business	First/ Sleeper	Total
Passengers	164,156	28,892	193,048
Average trip	441 miles	651 miles	473 miles
Average fare	\$ 64.00	\$141.00	\$ 76.00
Average yield, per mile	14.5¢	21.7¢	16.0¢

## Trips by distance, 2008

Legend: ■ Coach/business ■ First/sleeper



## Top city pairs by ridership, 2008

Cities	Miles
1. Memphis, TN - Chicago, IL	520 mi
2. New Orleans, LA - Chicago, IL	926 mi
3. New Orleans, LA - Memphis, TN	406 mi
4. Champaign, IL - Chicago, IL	129 mi
5. New Orleans, LA - Jackson, MS	185 mi
6. Jackson, MS - Chicago, IL	741 mi
7. Greenwood, MS - Chicago, IL	644 mi
8. Chicago, IL - Carbondale, IL	310 mi

## Top city pairs by revenue, 2008

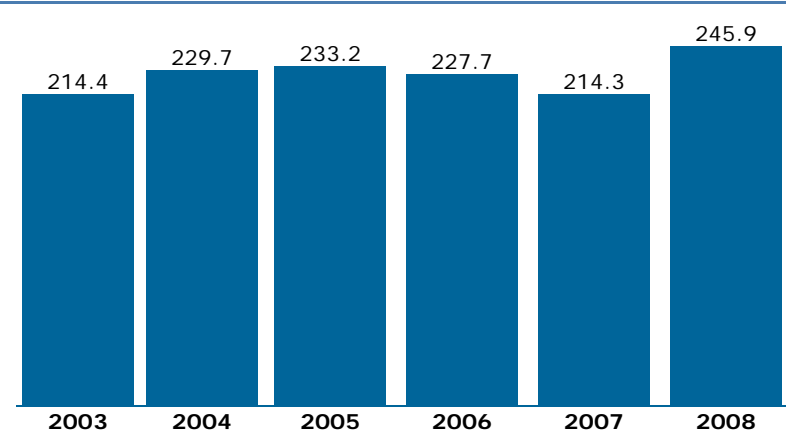
Cities	Miles
1. New Orleans, LA - Chicago, IL	926 mi
2. Memphis, TN - Chicago, IL	520 mi
3. Jackson, MS - Chicago, IL	741 mi
4. New Orleans, LA - Memphis, TN	406 mi
5. Greenwood, MS - Chicago, IL	644 mi
6. Hammond, LA - Chicago, IL	873 mi
7. Champaign, IL - Chicago, IL	129 mi
8. Chicago, IL - Carbondale, IL	310 mi



**NATIONAL ASSOCIATION OF  
RAILROAD PASSENGERS**  
TRAINS: A TRAVEL CHOICE AMERICANS WANT

# Fact sheet: Amtrak's Texas Eagle service - 32

## Passengers using this service, 2003-2008 (in thousands)



## At a glance

- Part of Amtrak's Long Distance sector
- Direct service to/from 41 cities
- in 7 states
- Daily service
- Population of service area:  
Within 25 mi: 34,009,022  
Within 50 mi: 46,267,302
- Longest segment: Chicago, IL - Los Angeles, CA (2,728 mi)

## Quick recap, 2008

	Coach/ Business	First/ Sleeper	Total
Passengers	215,336	30,516	245,852
Average trip	554 miles	1029 miles	613 miles
Average fare	\$ 57.00	\$224.00	\$ 78.00
Average yield, per mile	10.3¢	21.7¢	12.7¢

## Top city pairs by ridership, 2008

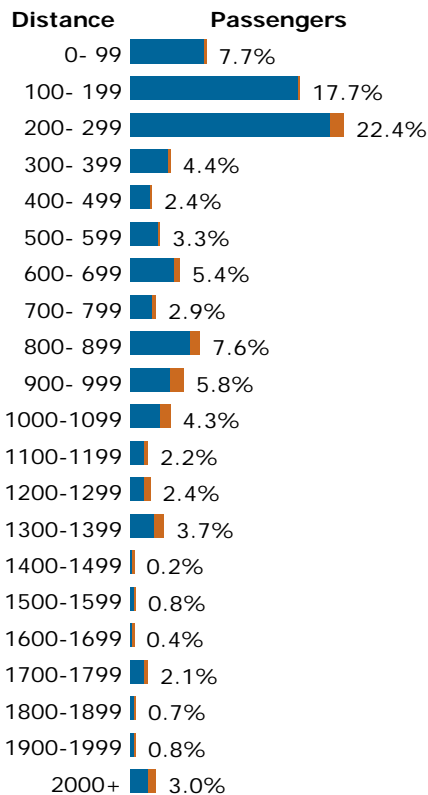
Cities	Miles
1. St. Louis, MO - Chicago, IL	284 mi
2. Longview, TX - Chicago, IL	864 mi
3. Chicago, IL - Normal, IL	124 mi
4. Dallas, TX - Chicago, IL	991 mi
5. Springfield, IL - Chicago, IL	185 mi
6. San Antonio, TX - Fort Worth, TX	294 mi
7. San Antonio, TX - Chicago, IL	1316 mi
8. Little Rock, AR - Chicago, IL	634 mi

## Top city pairs by revenue, 2008

Cities	Miles
1. Dallas, TX - Chicago, IL	991 mi
2. San Antonio, TX - Chicago, IL	1316 mi
3. Longview, TX - Chicago, IL	864 mi
4. St. Louis, MO - Chicago, IL	284 mi
5. Fort Worth, TX - Chicago, IL	1022 mi
6. Little Rock, AR - Chicago, IL	634 mi
7. Chicago, IL - Austin, TX	1223 mi
8. Los Angeles, CA - Fort Worth, TX	1706 mi

## Trips by distance, 2008

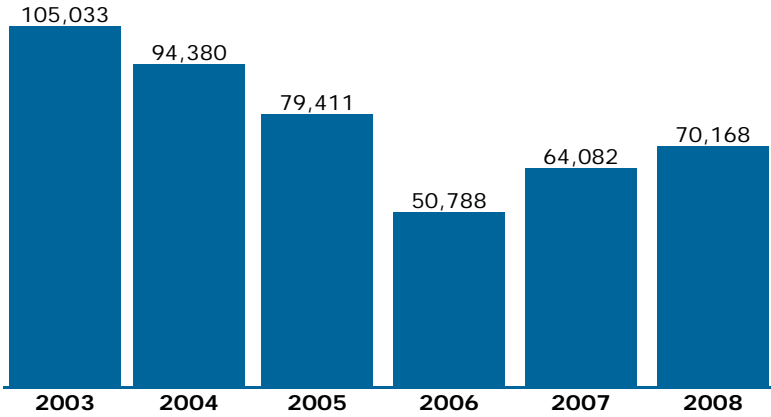
Legend: ■ Coach/business ■ First/sleeper



**NATIONAL ASSOCIATION OF  
RAILROAD PASSENGERS**  
TRAINS: A TRAVEL CHOICE AMERICANS WANT

# Fact sheet: Amtrak's Sunset Limited service - 33

## Passengers using this service, 2003-2008



## At a glance

- Part of Amtrak's Long Distance sector
- Direct service to/from 39 cities
- in 8 states
- 3 trains/wk
- Population of service area:  
Within 25 mi: 25,372,345  
Within 50 mi: 35,647,697
- Longest segment: Los Angeles, CA - New Orleans, LA (1,997 mi)

## Quick recap, 2008

	Coach/ Business	First/ Sleeper	Total
Passengers	55,476	14,692	70,168
Average trip	832 miles	1259 miles	921 miles
Average fare	\$ 74.00	\$260.00	\$113.00
Average yield, per mile	8.9¢	20.6¢	12.3¢

## Top city pairs by ridership, 2008

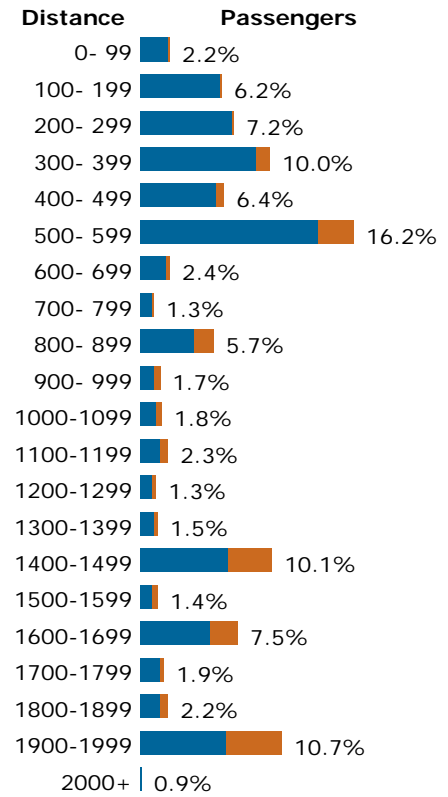
Cities	Miles
1. Tucson, AZ - Los Angeles, CA	502 mi
2. New Orleans, LA - Los Angeles, CA	1995 mi
3. San Antonio, TX - Los Angeles, CA	1423 mi
4. Los Angeles, CA - Houston, TX	1633 mi
5. New Orleans, LA - Houston, TX	362 mi
6. Los Angeles, CA - El Paso, TX	818 mi
7. San Antonio, TX - New Orleans, LA	572 mi
8. Palm Springs, CA - Los Angeles, CA	106 mi

## Top city pairs by revenue, 2008

Cities	Miles
1. New Orleans, LA - Los Angeles, CA	1995 mi
2. San Antonio, TX - Los Angeles, CA	1423 mi
3. Los Angeles, CA - Houston, TX	1633 mi
4. Los Angeles, CA - El Paso, TX	818 mi
5. Tucson, AZ - Los Angeles, CA	502 mi
6. San Antonio, TX - New Orleans, LA	572 mi
7. New Orleans, LA - Houston, TX	362 mi
8. Tucson, AZ - New Orleans, LA	1493 mi

## Trips by distance, 2008

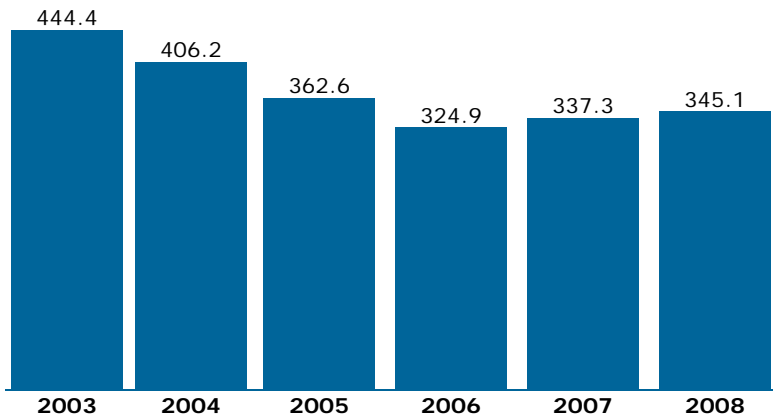
Legend: ■ Coach/business ■ First/sleeper



**NATIONAL ASSOCIATION OF RAILROAD PASSENGERS**  
TRAINS: A TRAVEL CHOICE AMERICANS WANT

# Fact sheet: Amtrak's Coast Starlight service - 34

## Passengers using this service, 2003-2008 (in thousands)



## At a glance

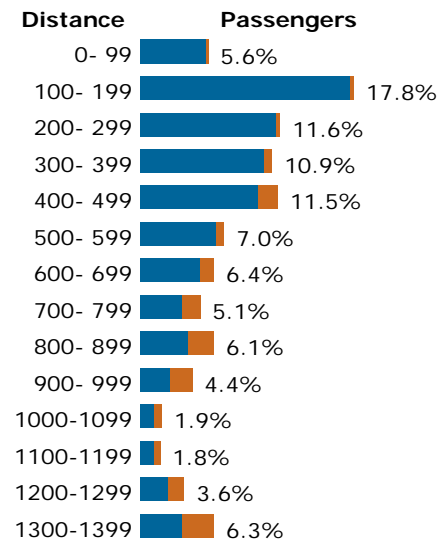
- Part of Amtrak's Long Distance sector
- Direct service to/from 29 cities
- in 3 states
- Daily service
- Population of service area:  
Within 25 mi: 25,963,261  
Within 50 mi: 32,276,176
- Longest segment: Los Angeles, CA - Seattle, WA (1,389 mi)

## Quick recap, 2008

	Coach/ Business	First/ Sleeper	Total
Passengers	289,058	56,040	345,098
Average trip	466 miles	859 miles	530 miles
Average fare	\$ 53.00	\$218.00	\$ 80.00
Average yield, per mile	11.4¢	25.4¢	15.1¢

## Trips by distance, 2008

Legend: ■ Coach/business ■ First/sleeper



## Top city pairs by ridership, 2008

Cities	Miles
1. Seattle, WA - Portland, OR	186 mi
2. Seattle, WA - Los Angeles, CA	1389 mi
3. Oakland, CA - Los Angeles, CA	473 mi
4. San Luis Obispo, CA - Los Angeles, CA	221 mi
5. Portland, OR - Los Angeles, CA	1203 mi
6. Seattle, WA - Sacramento, CA	828 mi
7. Sacramento, CA - Portland, OR	642 mi
8. Portland, OR - Eugene, OR	123 mi

## Top city pairs by revenue, 2008

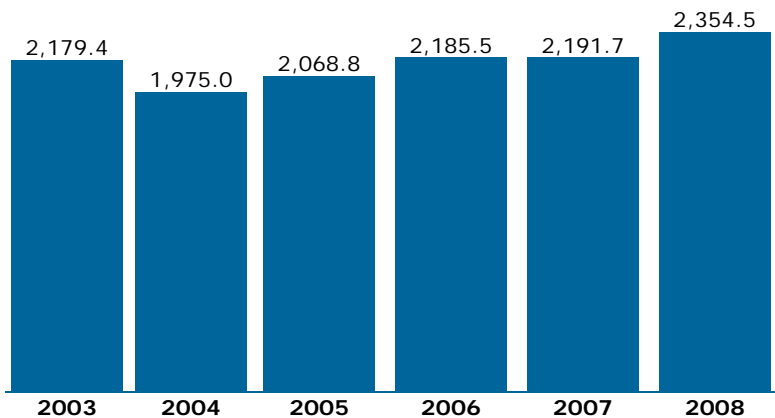
Cities	Miles
1. Seattle, WA - Los Angeles, CA	1389 mi
2. Portland, OR - Los Angeles, CA	1203 mi
3. Seattle, WA - Sacramento, CA	828 mi
4. Seattle, WA - Emeryville, CA	910 mi
5. Oakland, CA - Los Angeles, CA	473 mi
6. Sacramento, CA - Portland, OR	642 mi
7. Portland, OR - Emeryville, CA	724 mi
8. Seattle, WA - Portland, OR	186 mi



**NATIONAL ASSOCIATION OF  
RAILROAD PASSENGERS**  
TRAINS: A TRAVEL CHOICE AMERICANS WANT

# Fact sheet: Amtrak's Pacific Surfliner service - 35

## Passengers using this service, 2003-2008 (in thousands)



## At a glance

- Part of Amtrak's State Supported sector
- Direct service to/from 31 cities
- in 2 states
- Multiple trains daily
- Population of service area:  
Within 25 mi: 17,034,128  
Within 50 mi: 19,111,054
- Longest segment: San Diego, CA - San Luis Obispo, CA (351 mi)

## Quick recap, 2008

	Coach	Business/ First Class	Total
Passengers	2,058,059	296,474	2,354,533
Average trip	94 miles	121 miles	97 miles

## Trips by distance, 2008

Legend: ■ Coach ■ Business/First

Distance	Passengers
0- 99	55.0%
100- 199	38.7%
200- 299	5.4%
300- 399	1.0%

## Top city pairs by ridership, 2008

Cities	Miles
1. San Diego, CA - Los Angeles, CA	129 mi
2. Solana Beach, CA - Los Angeles, CA	104 mi
3. Oceanside, CA - Los Angeles, CA	87 mi
4. San Diego, CA - Irvine, CA	83 mi
5. Solana Beach, CA - Irvine, CA	58 mi
6. San Juan Capistrano, CA - San Diego, CA	71 mi
7. San Diego, CA - Fullerton, CA	103 mi
8. Santa Barbara, CA - Los Angeles, CA	103 mi

## Top city pairs by revenue, 2008

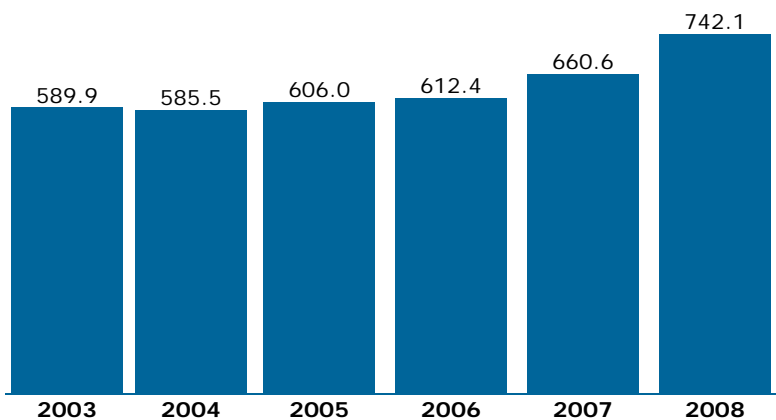
Cities	Miles
1. San Diego, CA - Los Angeles, CA	129 mi
2. Solana Beach, CA - Los Angeles, CA	104 mi
3. Oceanside, CA - Los Angeles, CA	87 mi
4. San Diego, CA - Fullerton, CA	103 mi
5. San Diego, CA - Irvine, CA	83 mi
6. San Diego, CA - Anaheim, CA	98 mi
7. Santa Barbara, CA - Los Angeles, CA	103 mi
8. Santa Barbara, CA - San Diego, CA	232 mi



**NATIONAL ASSOCIATION OF  
RAILROAD PASSENGERS**  
TRAINS: A TRAVEL CHOICE AMERICANS WANT

# Fact sheet: Amtrak's Cascades service - 36

## Passengers using this service, 2003-2008 (in thousands)



## At a glance

- Part of Amtrak's State Supported sector
- Direct service to/from 17 cities
- in 3 states
- Multiple trains daily
- Population of service area:  
Within 25 mi: 6,672,993  
Within 50 mi: 7,057,108
- Longest segment: Eugene, OR - Seattle, WA (310 mi)

## Quick recap, 2008

	Coach	Business/ First Class	Total
Passengers	655,293	86,832	742,125
Average trip	151 miles	175 miles	154 miles

## Trips by distance, 2008

Legend: ■ Coach ■ Business/First

Distance	Passengers
0- 99	19.8%
100- 199	70.9%
200- 299	8.0%
300- 399	1.3%

## Top city pairs by ridership, 2008

Cities	Miles
1. Seattle, WA - Portland, OR	186 mi
2. Tacoma, WA - Portland, OR	146 mi
3. Vancouver, BC - Seattle, WA	156 mi
4. Vancouver, WA - Seattle, WA	176 mi
5. Portland, OR - Eugene, OR	124 mi
6. Seattle, WA - Bellingham, WA	98 mi
7. Salem, OR - Portland, OR	53 mi
8. Portland, OR - Olympia [Lacey], WA	114 mi

## Top city pairs by revenue, 2008

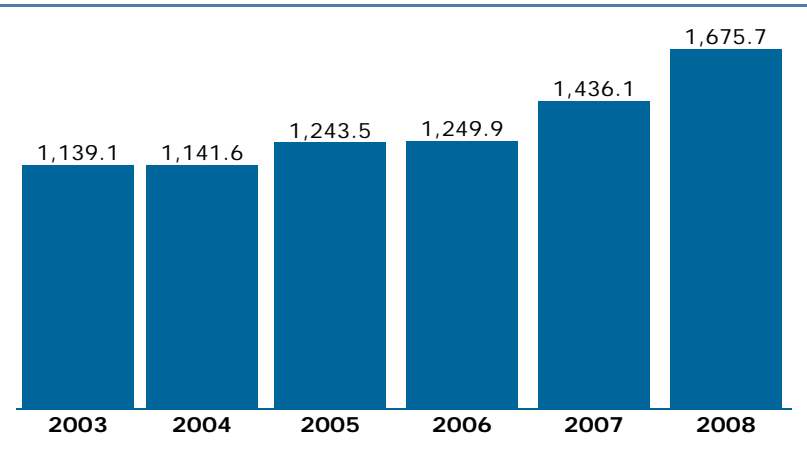
Cities	Miles
1. Seattle, WA - Portland, OR	186 mi
2. Tacoma, WA - Portland, OR	146 mi
3. Vancouver, BC - Seattle, WA	156 mi
4. Vancouver, WA - Seattle, WA	176 mi
5. Portland, OR - Eugene, OR	124 mi
6. Seattle, WA - Bellingham, WA	98 mi
7. Seattle, WA - Eugene, OR	310 mi
8. Portland, OR - Olympia [Lacey], WA	114 mi



**NATIONAL ASSOCIATION OF  
RAILROAD PASSENGERS**  
TRAINS: A TRAVEL CHOICE AMERICANS WANT

# Fact sheet: Amtrak's Capitols service - 37

## Passengers using this service, 2003-2008 (in thousands)



## At a glance

- Part of Amtrak's State Supported sector
- Direct service to/from 16 cities
- in 1 state
- Multiple trains daily
- Population of service area:  
Within 25 mi: 8,196,989  
Within 50 mi: 9,968,233
- Longest segment: Auburn, CA - San Jose, CA (172 mi)

## Quick recap, 2008

	Coach	Business/ First Class	Total
Passengers	1,675,744		1,675,744
Average trip	64 miles	n/a	64 miles

## Trips by distance, 2008

Legend: ■ Coach ■ Business/First

Distance	Passengers
0- 99	88.6%
100- 199	11.4%

## Top city pairs by ridership, 2008

Cities	Miles
1. Sacramento, CA - Emeryville, CA	84 mi
2. Sacramento, CA - Richmond, CA	77 mi
3. Sacramento, CA - Martinez, CA	57 mi
4. Emeryville, CA - Davis, CA	71 mi
5. Sacramento, CA - Oakland, CA	89 mi
6. Oakland, CA - Martinez, CA	32 mi
7. Sacramento, CA - Davis, CA	13 mi
8. San Jose, CA - Sacramento, CA	137 mi

## Top city pairs by revenue, 2008

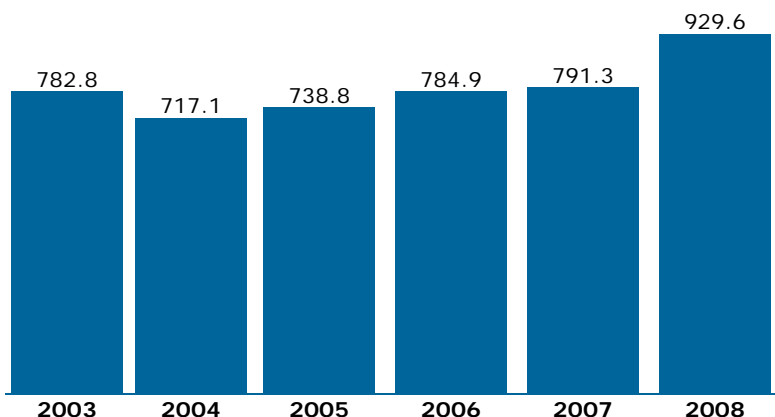
Cities	Miles
1. Sacramento, CA - Emeryville, CA	84 mi
2. Sacramento, CA - Richmond, CA	77 mi
3. San Jose, CA - Sacramento, CA	137 mi
4. Sacramento, CA - Oakland, CA	89 mi
5. Emeryville, CA - Davis, CA	71 mi
6. Sacramento, CA - Martinez, CA	57 mi
7. Richmond, CA - Davis, CA	64 mi
8. Oakland, CA - Martinez, CA	32 mi



**NATIONAL ASSOCIATION OF  
RAILROAD PASSENGERS**  
TRAINS: A TRAVEL CHOICE AMERICANS WANT

# Fact sheet: Amtrak's San Joaquins service - 39

## Passengers using this service, 2003-2008 (in thousands)



## At a glance

- Part of Amtrak's State Supported sector
- Direct service to/from 19 cities
- in 1 state
- Multiple trains daily
- Population of service area:  
Within 25 mi: 9,145,912  
Within 50 mi: 11,961,756
- Longest segment: Bakersfield, CA - Oakland, CA (315 mi)

## Quick recap, 2008

	Coach	Business/ First Class	Total
Passengers	929,591		929,591
Average trip	146 miles	n/a	146 miles

## Trips by distance, 2008

Legend: ■ Coach ■ Business/First

Distance	Passengers
0- 99	32.8%
100- 199	37.9%
200- 299	25.0%
300- 399	4.3%

## Top city pairs by ridership, 2008

Cities	Miles
1. Fresno, CA - Bakersfield, CA	111 mi
2. Stockton, CA - Bakersfield, CA	234 mi
3. Hanford, CA - Fresno, CA	30 mi
4. Hanford, CA - Bakersfield, CA	81 mi
5. Stockton, CA - Fresno, CA	123 mi
6. Modesto, CA - Bakersfield, CA	204 mi
7. Sacramento, CA - Fresno, CA	179 mi
8. Sacramento, CA - Bakersfield, CA	290 mi

## Top city pairs by revenue, 2008

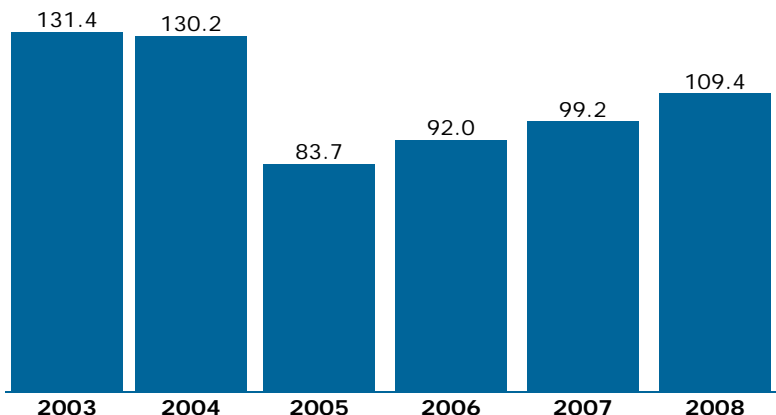
Cities	Miles
1. Stockton, CA - Bakersfield, CA	234 mi
2. Fresno, CA - Bakersfield, CA	111 mi
3. Sacramento, CA - Bakersfield, CA	290 mi
4. Martinez, CA - Bakersfield, CA	283 mi
5. Modesto, CA - Bakersfield, CA	204 mi
6. Emeryville, CA - Bakersfield, CA	310 mi
7. Fresno, CA - Emeryville, CA	199 mi
8. Sacramento, CA - Fresno, CA	179 mi



**NATIONAL ASSOCIATION OF  
RAILROAD PASSENGERS**  
TRAINS: A TRAVEL CHOICE AMERICANS WANT

# Fact sheet: Amtrak's Adirondack service - 40

## Passengers using this service, 2003-2008 (in thousands)



## At a glance

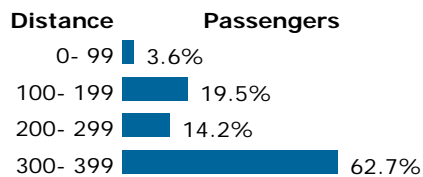
- Part of Amtrak's State Supported sector
- Direct service to/from 19 cities
- in 2 states
- Daily service
- Population of service area:  
Within 25 mi: 16,764,027  
Within 50 mi: 22,100,701
- Longest segment: Montreal, QC - New York, NY (381 mi)

## Quick recap, 2008

	Coach	Business/ First Class	Total
Passengers	109,447		109,447
Average trip	303 miles	n/a	303 miles

## Trips by distance, 2008

Legend: ■ Coach ■ Business/First



## Top city pairs by ridership, 2008

Cities	Miles
1. New York, NY - Montreal, QC	381 mi
2. Saratoga Springs, NY - New York, NY	178 mi
3. Plattsburgh, NY - New York, NY	309 mi
4. Westport, NY - New York, NY	269 mi
5. Montreal, QC - Albany-Rensselaer, NY	240 mi
6. Schenectady, NY - New York, NY	159 mi
7. New York, NY - Fort Edward, NY	197 mi
8. Schenectady, NY - Montreal, QC	222 mi

## Top city pairs by revenue, 2008

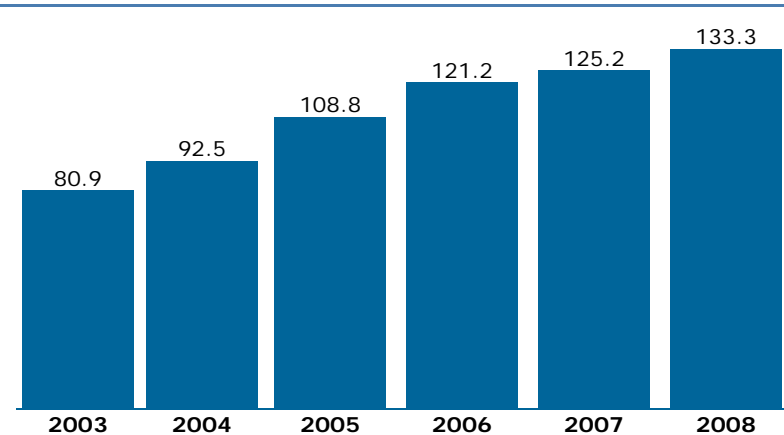
Cities	Miles
1. New York, NY - Montreal, QC	381 mi
2. Saratoga Springs, NY - New York, NY	178 mi
3. Plattsburgh, NY - New York, NY	309 mi
4. Westport, NY - New York, NY	269 mi
5. Montreal, QC - Albany-Rensselaer, NY	240 mi
6. Schenectady, NY - New York, NY	159 mi
7. New York, NY - Fort Edward, NY	197 mi
8. Montreal, QC - Croton, NY	349 mi



**NATIONAL ASSOCIATION OF  
RAILROAD PASSENGERS**  
TRAINS: A TRAVEL CHOICE AMERICANS WANT

# Fact sheet: Amtrak's Blue Water service - 41

## Passengers using this service, 2003-2008 (in thousands)



## At a glance

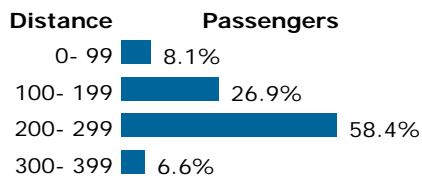
- Part of Amtrak's State Supported sector
- Direct service to/from 10 cities
- in 2 states
- Daily service
- Population of service area:  
Within 25 mi: 8,630,177  
Within 50 mi: 16,781,388
- Longest segment: Chicago, IL - Port Huron, MI (319 mi)

## Quick recap, 2008

	Coach	Business/ First Class	Total
Passengers	125,104	8,236	133,340
Average trip	197 miles	210 miles	198 miles

## Trips by distance, 2008

Legend: ■ Coach ■ Business/First



## Top city pairs by ridership, 2008

Cities	Miles
1. East Lansing, MI - Chicago, IL	208 mi
2. Flint, MI - Chicago, IL	256 mi
3. Kalamazoo, MI - Chicago, IL	138 mi
4. Port Huron, MI - Chicago, IL	319 mi
5. Durand, MI - Chicago, IL	238 mi
6. Chicago, IL - Battle Creek, MI	160 mi
7. Lapeer, MI - Chicago, IL	274 mi
8. Niles, MI - Chicago, IL	89 mi

## Top city pairs by revenue, 2008

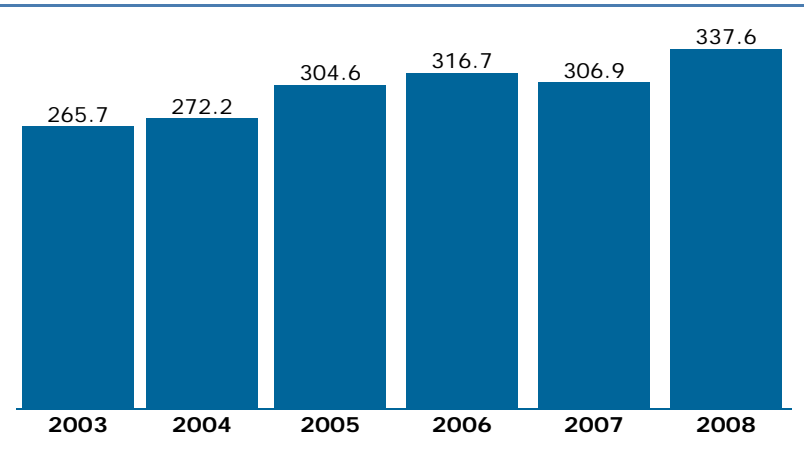
Cities	Miles
1. East Lansing, MI - Chicago, IL	208 mi
2. Flint, MI - Chicago, IL	256 mi
3. Kalamazoo, MI - Chicago, IL	138 mi
4. Port Huron, MI - Chicago, IL	319 mi
5. Durand, MI - Chicago, IL	238 mi
6. Chicago, IL - Battle Creek, MI	160 mi
7. Lapeer, MI - Chicago, IL	274 mi
8. Niles, MI - Chicago, IL	89 mi



**NATIONAL ASSOCIATION OF  
RAILROAD PASSENGERS**  
TRAINS: A TRAVEL CHOICE AMERICANS WANT

# Fact sheet: Amtrak's Lake Shore Limited service - 45

## Passengers using this service, 2003-2008 (in thousands)



## At a glance

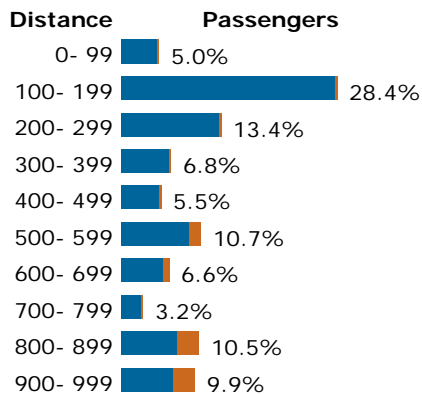
- Part of Amtrak's Long Distance sector
- Direct service to/from 27 cities
- in 6 states
- Daily service
- Population of service area:  
Within 25 mi: 35,002,751  
Within 50 mi: 51,345,335
- Longest segment: Chicago, IL - New York, NY (959 mi)

## Quick recap, 2008

	Coach/ Business	First/ Sleeper	Total
Passengers	302,314	35,242	337,556
Average trip	406 miles	731 miles	440 miles
Average fare	\$ 51.00	\$236.00	\$ 71.00
Average yield, per mile	12.6¢	32.3¢	16.0¢

## Trips by distance, 2008

Legend: ■ Coach/business ■ First/sleeper



## Top city pairs by ridership, 2008

Cities	Miles
1. New York, NY - Chicago, IL	959 mi
2. Boston, MA - Albany-Rensselaer, NY	199 mi
3. Chicago, IL - Albany-Rensselaer, NY	818 mi
4. Chicago, IL - Buffalo, NY	528 mi
5. Syracuse, NY - Chicago, IL	668 mi
6. New York, NY - Albany-Rensselaer, NY	141 mi
7. Syracuse, NY - New York, NY	291 mi
8. Rochester, NY - Chicago, IL	589 mi

## Top city pairs by revenue, 2008

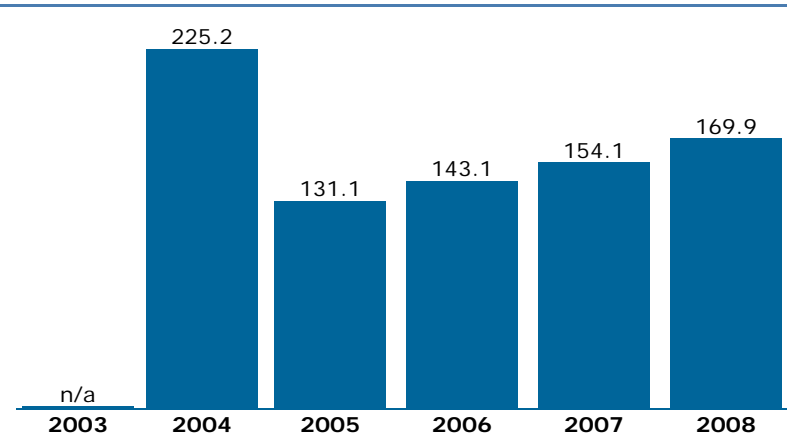
Cities	Miles
1. New York, NY - Chicago, IL	959 mi
2. Chicago, IL - Albany-Rensselaer, NY	818 mi
3. Chicago, IL - Buffalo, NY	528 mi
4. Syracuse, NY - Chicago, IL	668 mi
5. Rochester, NY - Chicago, IL	589 mi
6. Syracuse, NY - New York, NY	291 mi
7. Boston, MA - Albany-Rensselaer, NY	199 mi
8. New York, NY - Albany-Rensselaer, NY	141 mi



**NATIONAL ASSOCIATION OF  
RAILROAD PASSENGERS**  
TRAINS: A TRAVEL CHOICE AMERICANS WANT

# Fact sheet: Amtrak's Palmetto service - 48

## Passengers using this service, 2003-2008 (in thousands)



## At a glance

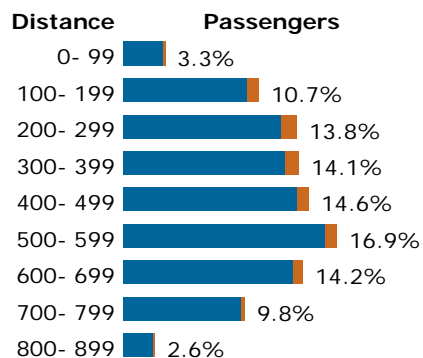
- Part of Amtrak's Long Distance sector
- Direct service to/from 22 cities
- in 10 states
- Daily service
- Population of service area:  
Within 25 mi: 30,481,834  
Within 50 mi: 39,996,555
- Longest segment: New York, NY - Savannah, GA (829 mi)

## Quick recap, 2008

	Coach/ Business	First/ Sleeper	Total
Passengers	158,038	11,892	169,930
Average trip	443 miles	406 miles	440 miles
Average fare	\$ 72.00	\$ 99.00	\$ 74.00
Average yield, per mile	16.3¢	24.3¢	16.8¢

## Trips by distance, 2008

Legend: ■ Coach/business ■ First/sleeper



## Top city pairs by ridership, 2008

Cities	Miles
1. New York, NY - Charleston, SC	728 mi
2. New York, NY - Fayetteville, NC	550 mi
3. New York, NY - Florence, SC	633 mi
4. Washington, DC - Fayetteville, NC	325 mi
5. Washington, DC - Charleston, SC	503 mi
6. Washington, DC - Florence, SC	408 mi
7. Washington, DC - Richmond, VA	109 mi
8. Philadelphia, PA - Florence, SC	542 mi

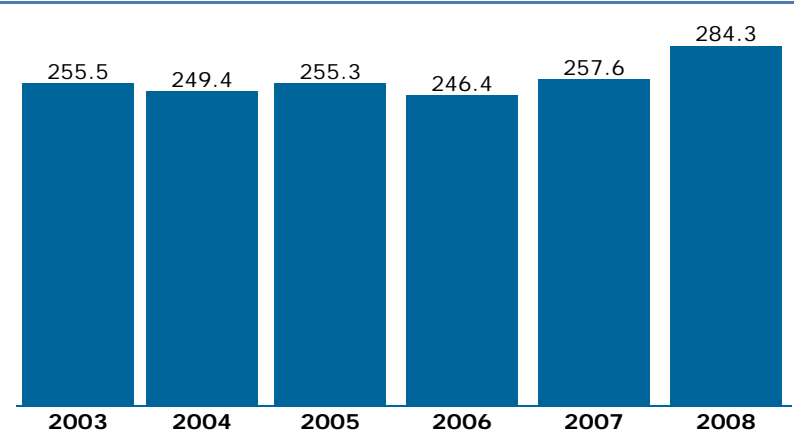
## Top city pairs by revenue, 2008

Cities	Miles
1. New York, NY - Charleston, SC	728 mi
2. New York, NY - Fayetteville, NC	550 mi
3. New York, NY - Florence, SC	633 mi
4. Washington, DC - Charleston, SC	503 mi
5. Washington, DC - Fayetteville, NC	325 mi
6. Washington, DC - Florence, SC	408 mi
7. Savannah, GA - New York, NY	829 mi
8. Philadelphia, PA - Florence, SC	542 mi



# Fact sheet: Amtrak's Crescent service - 52

## Passengers using this service, 2003-2008 (in thousands)



## At a glance

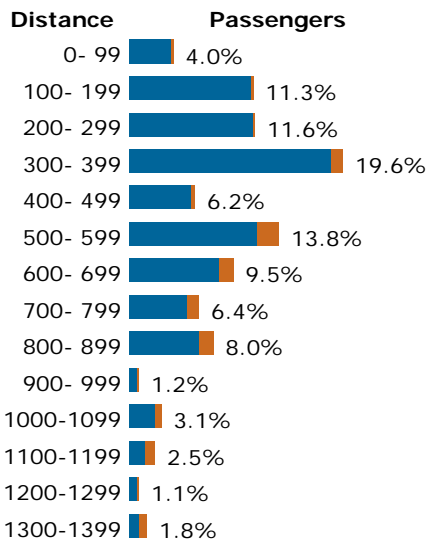
- Part of Amtrak's Long Distance sector
- Direct service to/from 33 cities
- in 13 states
- Daily service
- Population of service area:  
Within 25 mi: 38,056,039  
Within 50 mi: 50,201,839
- Longest segment: New Orleans, LA - New York, NY (1,377 mi)

## Quick recap, 2008

	Coach/ Business	First/ Sleeper	Total
Passengers	252,616	31,715	284,331
Average trip	475 miles	749 miles	505 miles
Average fare	\$ 79.00	\$207.00	\$ 93.00
Average yield, per mile	16.7¢	27.6¢	18.5¢

## Trips by distance, 2008

Legend: ■ Coach/business ■ First/sleeper



## Top city pairs by ridership, 2008

Cities	Miles
1. New Orleans, LA - Atlanta, GA	518 mi
2. New York, NY - Atlanta, GA	859 mi
3. Washington, DC - Atlanta, GA	634 mi
4. New Orleans, LA - Birmingham, AL	354 mi
5. New York, NY - Charlottesville, VA	337 mi
6. Washington, DC - Charlottesville, VA	112 mi
7. New York, NY - Lynchburg, VA	398 mi
8. Washington, DC - Lynchburg, VA	173 mi

## Top city pairs by revenue, 2008

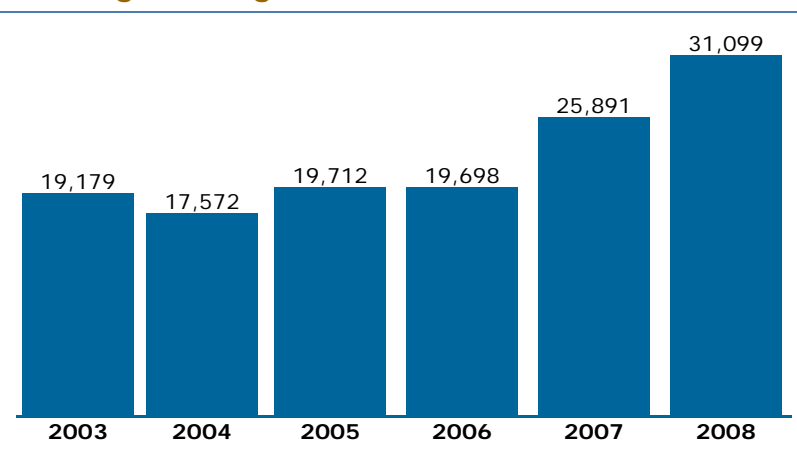
Cities	Miles
1. New York, NY - Atlanta, GA	859 mi
2. Washington, DC - Atlanta, GA	634 mi
3. New Orleans, LA - Atlanta, GA	518 mi
4. New York, NY - Charlottesville, VA	337 mi
5. Philadelphia, PA - Atlanta, GA	768 mi
6. New York, NY - New Orleans, LA	1377 mi
7. New York, NY - Lynchburg, VA	398 mi
8. Washington, DC - New Orleans, LA	1152 mi



**NATIONAL ASSOCIATION OF  
RAILROAD PASSENGERS**  
TRAINS: A TRAVEL CHOICE AMERICANS WANT

# Fact sheet: Amtrak's Hoosier State service - 54

## Passengers using this service, 2003-2008



## At a glance


- Part of Amtrak's Medium Distance sector
- Direct service to/from 6 cities
- in 2 states
- 4 trains/wk
- Population of service area:  
Within 25 mi: 8,272,702  
Within 50 mi: 11,830,113
- Longest segment: Chicago, IL - Indianapolis, IN (196 mi)

## Quick recap, 2008

	Coach	Business/ First Class	Total
Passengers	31,099		31,099
Average trip	155 miles	n/a	155 miles

## Trips by distance, 2008

Legend: ■ Coach ■ Business/First



## Top city pairs by ridership, 2008

Cities	Miles
1. Indianapolis, IN - Chicago, IL	196 mi
2. Lafayette, IN - Chicago, IL	121 mi
3. Crawfordsville, IN - Chicago, IL	149 mi
4. Rensselaer, IN - Chicago, IL	74 mi
5. Dyer, IN - Chicago, IL	29 mi
6. Indianapolis, IN - Dyer, IN	167 mi
7. Lafayette, IN - Dyer, IN	92 mi
8. Lafayette, IN - Indianapolis, IN	75 mi

## Top city pairs by revenue, 2008

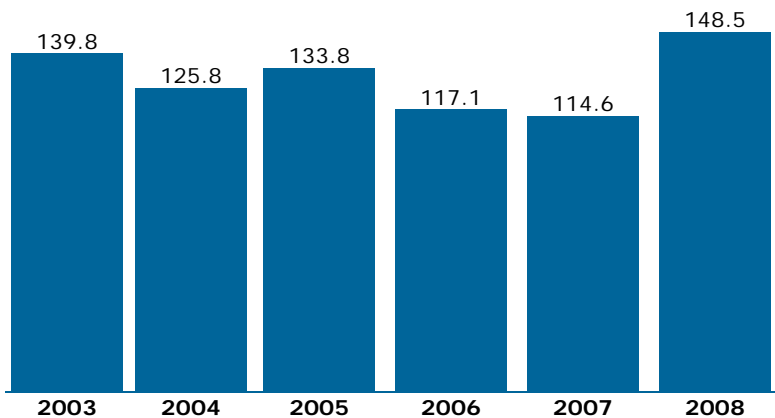
Cities	Miles
1. Indianapolis, IN - Chicago, IL	196 mi
2. Lafayette, IN - Chicago, IL	121 mi
3. Crawfordsville, IN - Chicago, IL	149 mi
4. Rensselaer, IN - Chicago, IL	74 mi
5. Indianapolis, IN - Dyer, IN	167 mi
6. Lafayette, IN - Dyer, IN	92 mi
7. Dyer, IN - Chicago, IL	29 mi
8. Lafayette, IN - Indianapolis, IN	75 mi



**NATIONAL ASSOCIATION OF  
RAILROAD PASSENGERS**  
TRAINS: A TRAVEL CHOICE AMERICANS WANT

# Fact sheet: Amtrak's Missouri service - 56

## Passengers using this service, 2003-2008 (in thousands)



## At a glance

- Part of Amtrak's State Supported sector
- Direct service to/from 10 cities
- in 1 state
- Multiple trains daily
- Population of service area:  
Within 25 mi: 4,377,063  
Within 50 mi: 5,432,020
- Longest segment: Kansas City, MO - St. Louis, MO (283 mi)

## Quick recap, 2008

	Coach	Business/ First Class	Total
Passengers	140,620	7,892	148,512
Average trip	183 miles	226 miles	185 miles

## Trips by distance, 2008

Legend: ■ Coach ■ Business/First

Distance	Passengers
0- 99	18.6%
100- 199	31.0%
200- 299	50.4%

## Top city pairs by ridership, 2008

Cities	Miles
1. St. Louis, MO - Kansas City, MO	283 mi
2. St. Louis, MO - Jefferson City, MO	125 mi
3. Kirkwood, MO - Kansas City, MO	270 mi
4. Kansas City, MO - Jefferson City, MO	158 mi
5. Lees Summit, MO - Kirkwood, MO	247 mi
6. Kirkwood, MO - Jefferson City, MO	112 mi
7. St. Louis, MO - Lees Summit, MO	260 mi
8. Kirkwood, MO - Hermann, MO	68 mi

## Top city pairs by revenue, 2008

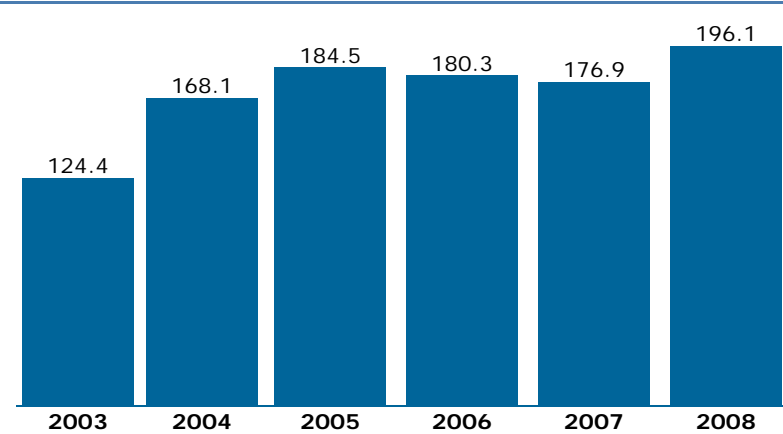
Cities	Miles
1. St. Louis, MO - Kansas City, MO	283 mi
2. Kirkwood, MO - Kansas City, MO	270 mi
3. St. Louis, MO - Jefferson City, MO	125 mi
4. Kansas City, MO - Jefferson City, MO	158 mi
5. Lees Summit, MO - Kirkwood, MO	247 mi
6. St. Louis, MO - Lees Summit, MO	260 mi
7. Kirkwood, MO - Jefferson City, MO	112 mi
8. Warrensburg, MO - St. Louis, MO	218 mi



**NATIONAL ASSOCIATION OF  
RAILROAD PASSENGERS**  
TRAINS: A TRAVEL CHOICE AMERICANS WANT

# Fact sheet: Amtrak's Pennsylvanian service - 57

## Passengers using this service, 2003-2008 (in thousands)



## At a glance

- Part of Amtrak's Medium Distance sector
- Direct service to/from 20 cities
- in 3 states
- Daily service
- Population of service area:  
Within 25 mi: 24,943,908  
Within 50 mi: 32,317,753
- Longest segment: New York, NY - Pittsburgh, PA (444 mi)

## Quick recap, 2008

	Coach	Business/ First Class	Total
Passengers	183,985	12,129	196,114
Average trip	238 miles	290 miles	242 miles

## Trips by distance, 2008

Legend: ■ Coach ■ Business/First

Distance	Passengers
0- 99	16.0%
100- 199	26.0%
200- 299	22.2%
300- 399	19.9%
400- 499	15.9%

## Top city pairs by ridership, 2008

Cities	Miles
1. Pittsburgh, PA - New York, NY	444 mi
2. Philadelphia, PA - Pittsburgh, PA	353 mi
3. Philadelphia, PA - Lancaster, PA	68 mi
4. Philadelphia, PA - Harrisburg, PA	104 mi
5. Pittsburgh, PA - Harrisburg, PA	249 mi
6. New York, NY - Harrisburg, PA	195 mi
7. Pittsburgh, PA - Lancaster, PA	285 mi
8. New York, NY - Lancaster, PA	159 mi

## Top city pairs by revenue, 2008

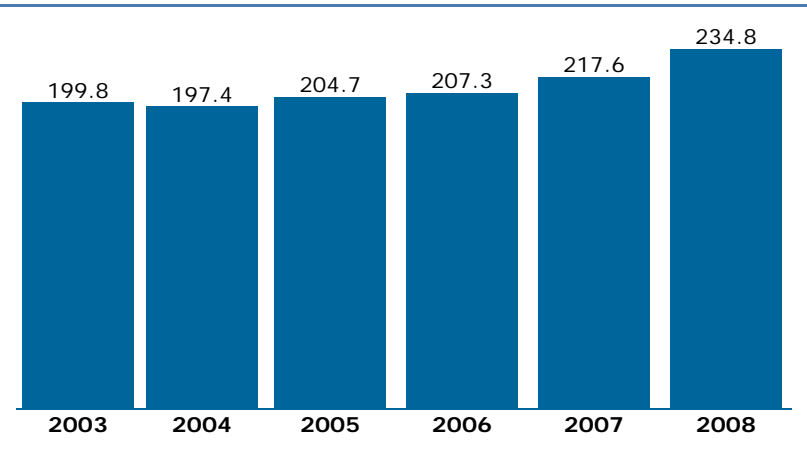
Cities	Miles
1. Pittsburgh, PA - New York, NY	444 mi
2. Philadelphia, PA - Pittsburgh, PA	353 mi
3. New York, NY - Harrisburg, PA	195 mi
4. Pittsburgh, PA - Harrisburg, PA	249 mi
5. New York, NY - Lancaster, PA	159 mi
6. Pittsburgh, PA - Lancaster, PA	285 mi
7. New York, NY - Altoona, PA	327 mi
8. Philadelphia, PA - Harrisburg, PA	104 mi



**NATIONAL ASSOCIATION OF  
RAILROAD PASSENGERS**  
TRAINS: A TRAVEL CHOICE AMERICANS WANT

# Fact sheet: Amtrak's Auto Train service - 63

## Passengers using this service, 2003-2008 (in thousands)



## At a glance

- Part of Amtrak's Long Distance sector
- Direct service to/from 2 cities
- in 2 states
- Daily service
- Population of service area:  
Within 25 mi: 4,624,952  
Within 50 mi: 8,142,840
- Longest segment: Lorton, VA - Sanford--Auto Train, FL (930 mi)

## Quick recap, 2008

	Coach/ Business	First/ Sleeper	Total
Passengers	134,219	100,620	234,839
Average trip	930 miles	930 miles	930 miles
Average fare	\$ 92.00	\$226.00	\$248.00
Average yield, per mile	9.9¢	24.3¢	26.6¢

## Trips by distance, 2008

Legend: ■ Coach/business ■ First/sleeper

Distance	Passengers
0- 99	
100- 199	
200- 299	
300- 399	
400- 499	
500- 599	
600- 699	
700- 799	
800- 899	
900- 999	100.0%

## Top city pairs by ridership, 2008

Cities	Miles
1. Sanford--Auto Train, FL - Lorton, VA	930 mi

## Top city pairs by revenue, 2008

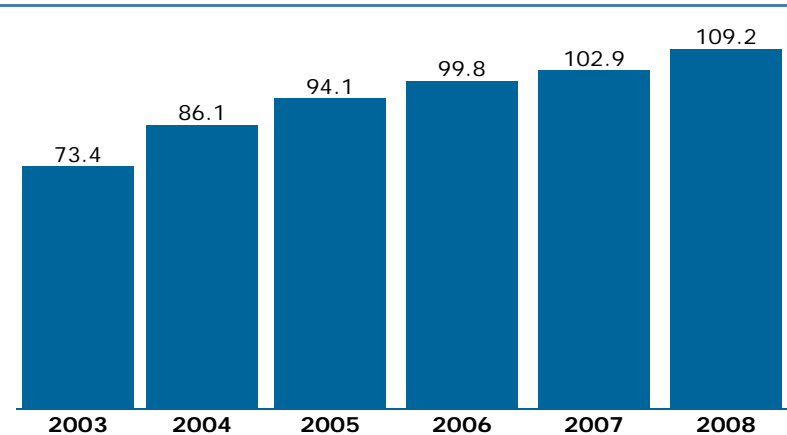
Cities	Miles
1. Sanford--Auto Train, FL - Lorton, VA	930 mi



**NATIONAL ASSOCIATION OF  
RAILROAD PASSENGERS**  
TRAINS: A TRAVEL CHOICE AMERICANS WANT

# Fact sheet: Amtrak's Pere Marquette service - 65

## Passengers using this service, 2003-2008 (in thousands)



## At a glance

- Part of Amtrak's State Supported sector
- Direct service to/from 6 cities
- in 2 states
- Daily service
- Population of service area:  
Within 25 mi: 7,318,945  
Within 50 mi: 11,474,659
- Longest segment: Chicago, IL - Grand Rapids, MI (176 mi)

## Quick recap, 2008

	Coach	Business/ First Class	Total
Passengers	109,160		109,160
Average trip	154 miles	n/a	154 miles

## Trips by distance, 2008

Legend: ■ Coach ■ Business/First

Distance	Passengers
0- 99	11.1%
100- 199	88.9%

## Top city pairs by ridership, 2008

Cities	Miles
1. Grand Rapids, MI - Chicago, IL	176 mi
2. Holland, MI - Chicago, IL	151 mi
3. St. Joseph, MI - Chicago, IL	89 mi
4. Chicago, IL - Bangor, MI	116 mi
5. New Buffalo, MI - Chicago, IL	62 mi
6. Holland, MI - Grand Rapids, MI	25 mi
7. St. Joseph, MI - Holland, MI	62 mi
8. St. Joseph, MI - Grand Rapids, MI	87 mi

## Top city pairs by revenue, 2008

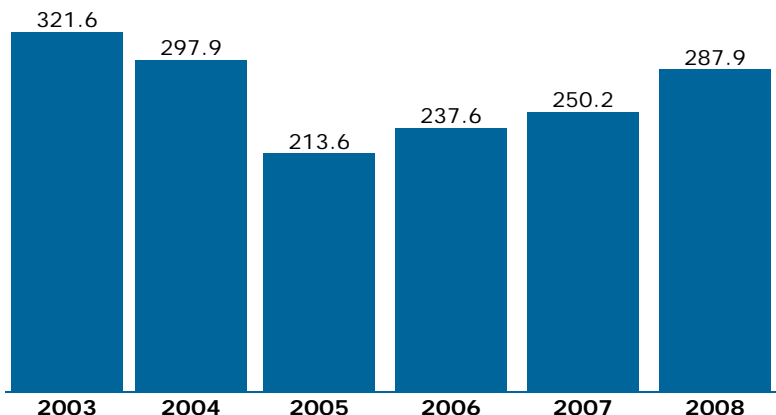
Cities	Miles
1. Grand Rapids, MI - Chicago, IL	176 mi
2. Holland, MI - Chicago, IL	151 mi
3. St. Joseph, MI - Chicago, IL	89 mi
4. Chicago, IL - Bangor, MI	116 mi
5. New Buffalo, MI - Chicago, IL	62 mi
6. St. Joseph, MI - Grand Rapids, MI	87 mi
7. New Buffalo, MI - Grand Rapids, MI	114 mi
8. St. Joseph, MI - Holland, MI	62 mi



**NATIONAL ASSOCIATION OF  
RAILROAD PASSENGERS**  
TRAINS: A TRAVEL CHOICE AMERICANS WANT

# Fact sheet: Amtrak's Carolinian service - 66

## Passengers using this service, 2003-2008 (in thousands)



## At a glance

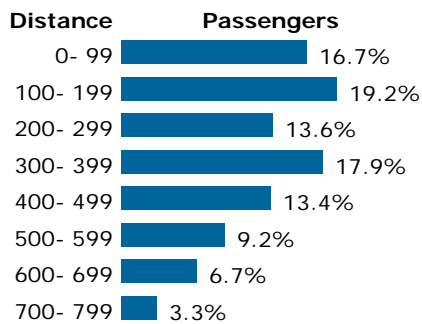
- Part of Amtrak's State Supported sector
- Direct service to/from 26 cities
- in 8 states
- Daily service
- Population of service area:  
Within 25 mi: 32,261,039  
Within 50 mi: 41,513,449
- Longest segment: Charlotte, NC - New York, NY (704 mi)

## Quick recap, 2008

	Coach	Business/ First Class	Total
Passengers	247,298	40,593	287,891
Average trip	308 miles	336 miles	312 miles

## Trips by distance, 2008

Legend: ■ Coach ■ Business/First



## Top city pairs by ridership, 2008

Cities	Miles
1. Raleigh, NC - Charlotte, NC	173 mi
2. Washington, DC - Raleigh, NC	306 mi
3. New York, NY - Charlotte, NC	704 mi
4. Raleigh, NC - Greensboro, NC	84 mi
5. Washington, DC - Charlotte, NC	479 mi
6. Raleigh, NC - New York, NY	531 mi
7. Durham, NC - Charlotte, NC	147 mi
8. Washington, DC - Richmond, VA	109 mi

## Top city pairs by revenue, 2008

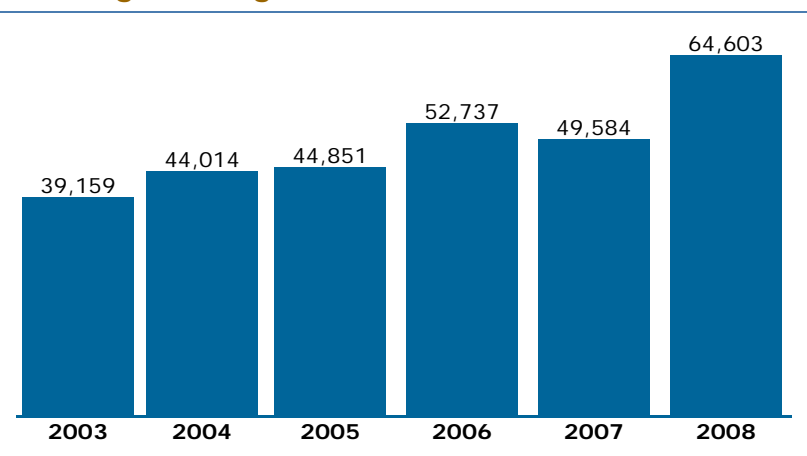
Cities	Miles
1. New York, NY - Charlotte, NC	704 mi
2. Raleigh, NC - New York, NY	531 mi
3. Washington, DC - Charlotte, NC	479 mi
4. New York, NY - Greensboro, NC	615 mi
5. Washington, DC - Raleigh, NC	306 mi
6. Wilson, NC - New York, NY	476 mi
7. Washington, DC - Greensboro, NC	390 mi
8. New York, NY - Durham, NC	557 mi



**NATIONAL ASSOCIATION OF  
RAILROAD PASSENGERS**  
TRAINS: A TRAVEL CHOICE AMERICANS WANT

# Fact sheet: Amtrak's Piedmont service - 67

## Passengers using this service, 2003-2008



## At a glance

- Part of Amtrak's State Supported sector
- Direct service to/from 9 cities
- in 1 state
- Daily service
- Population of service area:  
Within 25 mi: 3,817,033  
Within 50 mi: 5,669,230
- Longest segment: Charlotte, NC - Raleigh, NC (173 mi)

## Quick recap, 2008

	Coach	Business/ First Class	Total
Passengers	64,603		64,603
Average trip	117 miles	n/a	117 miles

## Trips by distance, 2008

Legend: ■ Coach ■ Business/First

Distance	Passengers
0- 99	44.9%
100- 199	55.1%

## Top city pairs by ridership, 2008

Cities	Miles
1. Raleigh, NC - Charlotte, NC	173 mi
2. Durham, NC - Charlotte, NC	147 mi
3. Greensboro, NC - Charlotte, NC	89 mi
4. Cary, NC - Charlotte, NC	164 mi
5. Raleigh, NC - Greensboro, NC	84 mi
6. Greensboro, NC - Durham, NC	58 mi
7. High Point, NC - Charlotte, NC	76 mi
8. Charlotte, NC - Burlington, NC	113 mi

## Top city pairs by revenue, 2008

Cities	Miles
1. Raleigh, NC - Charlotte, NC	173 mi
2. Durham, NC - Charlotte, NC	147 mi
3. Cary, NC - Charlotte, NC	164 mi
4. Greensboro, NC - Charlotte, NC	89 mi
5. Raleigh, NC - Greensboro, NC	84 mi
6. Charlotte, NC - Burlington, NC	113 mi
7. High Point, NC - Charlotte, NC	76 mi
8. Salisbury, NC - Raleigh, NC	131 mi



**NATIONAL ASSOCIATION OF  
RAILROAD PASSENGERS**  
TRAINS: A TRAVEL CHOICE AMERICANS WANT

